

the CALIFORNIA

MV

Collector NEWSLETTER




EDITOR: DAVE BALL

November 2019

VOL. XLII

Veterans Day November 11, 2019



Honoring All Who Served



va.gov

MVCC BUSINESS MEMBERS

MIDWEST MILITARY, INC.

www.midwestmil.com



PARTS & TRUCKS
BUY • SELL • TRADE • RESTORE
REPRODUCTION SHEETMETAL

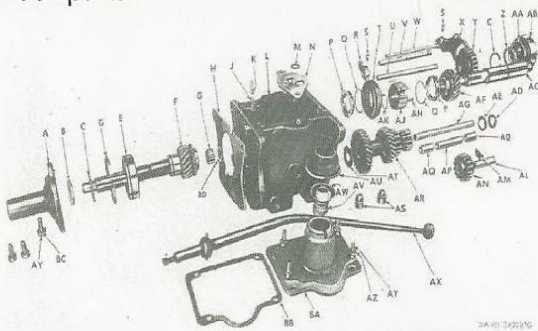
JOHN BIZAL

Phone 952-440-8778 • Fax 952-440-8776
16075 Hwy. 13 South, Prior Lake, MN 55372



Dc Truck parts

541-772-8992



Dave Cirillo

dctruckparts@msn.com

DOWNTOWN TRUCK PARTS

NORMAN GORELICK

20830 KINGSBURY ST
CHATSWORTH CA 91311

1-818-709-3676

MACK6X6@AOL.COM

CARSON PLAINS SURPLUS & STORAGE

Military Surplus, Military Vehicles, Storage, Firewood

JON BIRCHEFF

Owner



P.O. Box 1289
70 S. Rainbow Dr
Dayton, NV 89403
Cell: 775-246-7186
Fax: 775-241-7142
jon.cpsands@gmail.com
www.cpsands.com

Central Oregon Surplus LLC


Kyle Vanderhoef

Military Surplus
Outdoor Gear
and more

PO Box 1371
Redmond, OR 97756
541-548-0946

kylev@centraloregonsurplus.com
www.centraloregonsurplus.com

Rory Grenier
1097 16th ST NE
Grand Forks, ND 58201
701-739-4909




Full line of Quality Ford GP parts
fordgpparts@gmail.com

Joe's Motor Pool - GP, GPA, MB, GPW, Dodge Parts

Jimmy Strauss

The Expert in Military Vehicles



530.919.2355

jimmystrauss@hotmail.com
www.jimmystraussjeeps.com

UPCOMING EVENTS

2019 Alameda Point Antiques Faire. First Sunday every month. 1000 booths of antiques and collectibles. For more info call 510-522-7500 www.alamedapointantiquesfaire.com
Show hours 6am to 3pm

April 14-19, 2020 Military Vehicle Collectors of California annual Spring swapmeet, campout and military vehicle rally. Held at our new location in Plymouth Ca. **49er village RV resort and Amador County Fairgrounds.** No vendor or visitor fee except camping fee. Lots of Free parking for day use. Contact: MVCC Wagonmistress Joann Lesser 408-238-8277 or 408-440-6068 email mvcccampmistress@yahoo.com

October 5, 2019 Gustine, airport fly-in 9am-2pm. MV's and Hotrods POC: Don Gomes 209-765-1273

October 5 - 6, 2019 California Capital Airshow Featuring the U.S. Navy Blue Angels Sacramento County's Mather Airport 10425 Norden Avenue Mather, CA 95655 for more info: phone.(916) 876-7568 <https://CaliforniaCapitalAirshow.com/>

October 8, 2019 American Legion Combat Veterans Golf Tournament at Napa's Silverado Golf Course Napa, Ca. Vehicles needed for display POC: CJ Bertagna (707) 815 7790

November 2, 2019 Los Banos Veterans day parade. 10am-12pm MV's welcome. Don Gomes POC: 209-765-1273

November 3, 2019 Tri-Valley Veterans Day Parade & Ceremony Assemble at 1100 parade starts at 1300. Info, POC: Andy Shyers @ 510-832-4322 Email: mvcc510925@gmail.com

November 11, 2019 Salinas Veterans Day Parade 2 PM to 4 PM Downtown/old town Salinas, Ca POC is Jack Valenti 831-595-3487

November 11, 2019 Turlock Veterans Charitable Trust held at Turlock Golf & County Club at 10 am . Please bring your MV's for static displays around the golf course food and drinks will be provided POC is Lee Smith 209-988-8832

November 11, 2019 Gustine Veterans Day Parade 10AM step off MV's welcome POC: Don Gomes 209-765-1273

November 11, 2019 San Jose Veterans Day Parade. The staging area is the parking lot on Delmas Ave, just south of West Santa Clara Street please be there by 9 am. The parade will start sharply at high noon. There will be an after parade event at Santana Row. POC: Kurt Lesser: 408-238-8277

November 11, 2019 Watsonville Ca. Veterans Day parade. celebrating all of America's Veterans. Line up at 7:00am parade starts at 9:30 a.m. the parade will begin at St. Patrick's church and finish up at Veteran's Memorial Building. POC Jack Valenti 831-595-3487

November 11, 2019 Petaluma's Veteran's Parade Petaluma, Ca. Northern California's largest military vehicle parade! Over 30 military rigs from all over the Bay Area. POC: Scott Rohrs (415) 259 8177

November 13, 2019 Modesto Junior College will be hosting a week of learning about the various branches of the United States Military. Vehicles are needed to display November 13, 2019 from 11:00 to 1:00 PM. POC Don Gomes 209-765-1273

November 16, 2019 Santa Clara Militaria show. New location NAPREDAK SHOW HAS MOVED American Legion Hall POST 419 NO GUNS OR AMMO 958 Homestead Rd. Santa Clara, Calif. 95050 8:00AM-3:00Pm Adm \$8.00 BUY-SELL-TRADE U.S.-GERMAN-JAPANESE-BRITISH-OTHER NATIONS. Militaria. Contact: The Military Annex 1-408-275-9730

AT THE FRONT



Chris Thomas, MVCC President
(559)-871-6507
moparacer@sbcglobal.net

Hello MVCC!


Well, Veteran's Day is now passed and I hope everyone got out to support those who served. I did three events and got thumbs up by many drivers going to them. Thanks to member Lee Smith for a great time displaying at the Turlock Golf Tournament, photos will follow plus the Los Banos Veteran's Parade that was very well attended.

Now it's time to work on the plans for the April meet and look to see what vehicle project to do over the winter. As my side project, I collect CCKW data plate and frame information for my database – so if any members have a CCKW laying outback I would like to add it to the database.

A quick word on the jeep kit raffle – we'll be posting photos of the kit in the February newsletter and will have the kit displayed for the full run of the April meet.

That's it for now, back to the shop to prep for winter and the Holidays.

Chris



Daniel Richard
Lowry

January 29, 1940 – October 17, 2019

MVCC FRONT OFFICE



Christina Verissimo, Treasurer
(209) 918-0388
crstna_vrsmo@yahoo.com



John Verissimo, Secretary
(209) 918-0488
istanbull@sbcglobal.net



Andy Shyers East Bay VP
Divisions 510, 925, 341
510-832-4322
mvcc510925@gmail.com

Hello MVCCers,

Hope you still have power. PG&E is threatening to cut ours off at any moment (or not!).

I thought you may enjoy these photos from Thursday morning. A former student of mine is now teaching 3rd grade and occasionally I drop by to visit her class. They have been doing work dealing with forces, magnetism, levers and fun stuff like that. This seemed to be a good opportunity to use the M37 to haul over a few engine cut-a ways, a generator, battery charger, hand drills and big a\$\$ electromagnet. I also talked my buddy with a '28 Chevy truck into tagging along for the show.

If you're used to dealing with high school students, 3rd graders are a real kick! They are VERY interested in EVERYTHING! The apathy has not crept in... We had a great time with the kids and I think they enjoyed it too. Hopefully they learned a bit about some simple physics and enjoyed their vehicular history lesson :).

I sure had fun! Enjoy the photos and have a great weekend,

Andy






MCAS Miramar Airshow 2019 The Red Crash truck is an FFN-3 International built on a M-3H-4 chassis. It was Restored in 2017 and 2018. Bottom picture shows a collection of emergency vehicles. Bob Turley.



Scott Rohrs, North. Bay VP West
Divisions 707, 415, 628
415-259-8177
recon3rdid@yahoo.com



Don Gomes, Central Valley VP
Divisions 209,559,661,760, 442
(209)765-1273
caddymanwestside@yahoo.com



Kurt Lesser, South Bay VP
Divisions 408,669,650
408-238-8277
papakb@yahoo.com



Dave Porter Northern Region VP
Divisions 530 & 916, 279
dnporter56@comcast.net
530-677-5115

WEB MASTER SAYS TAKE A KNEE

Hello MVCCers!

I wanted to ask all of you a favor. If you have an event in your area that you would like posted on the website, please send it to me. But please, please, please, do NOT copy me on your email blast for an event. I have no way to know what you want to say, or how you want to say it. Instead, please send me an email directly with the event info all written up how you would like it displayed.

Also, if you have photos from an event in your area, or one of the Spring or Fall meets that you'd like to share, I can post those for you too. If you have a lot of photos that won't go over email easily, let me know and I can help you with options to get them transferred to me.

Thanks, and keep 'em rolling!

Sean



Jack Valenti, Central Coast VP
Divisions 831, 805, 820 ,408
South. LRDG@PRODIGY.NET
831-595-3487



MVCC NEWS STAFF



MVCC Editor Dave Ball

(408) 805-0065 vought@msn.com

Please submit all contributions for the newsletter by email to the editor by the 15 of the month.



Webmaster Sean Nichols

Jetnoise400@hotmail.com

www.mvccnews.net

(775)-424-3813

If you have any questions or have information regarding a meet or activity in your area, contact your regional vice president or any of the officers to let them know. Be sure to visit our website for any last minute activities or changes to activities/events. Please submit information regarding upcoming activities to the newsletter editor at least two months before the scheduled event. All articles must be submitted to the newsletter editor by the 15th of each month.

MVCC News Editor Dave Ball vought@msn.com

www.mvccnews.net

MVCC STAFF



Mike Fedyk, North Bay VP East,
Divisions, 707, 415, 628
(707)372-1311
bigmike405@hotmail.com

Fall is almost here. Cooler days means it's cooler outside and in the shop so we aren't sweating as much when working on our MVs. This also means shorter days so we need to get those indoor projects lined up. Please send me any info you have on upcoming events so I can spread the word to the rest of our area. In regards to events, Nathan Sarley and myself went to the last car cruise in Winters CA. On 10/8.

It's a great free car show and has a good turnout. Nathan brought out his 5 ton 900 series and I brought the M543A2 wrecker.

The MVs always get a ton of attention. I took a picture from the gun ring so you get a sense of what it would be like up there. It would be great to have more MV's.

Last month I mentioned a military project that wasn't exactly MV but sort of related.

I obtained some demilled M2 tripods. Yes, Uncle Sam even cuts up tripods. Anyway the legs are torch cut in half and the heads are torch cut thru one side. I machine down the legs down to the original stubs. I turn and bore tubing to replace the legs then I weld them up including the head. Using a belt sander I sand the joints until you can't even tell they were cut. From there I blast and paint them. I've got 6 I'm working on and will use the fall and winter weather for blasting and painting.

Top of page 9 on the left is a tripod in the sink that I've machined but haven't turned the replacement parts or welded together yet.

Next on the right is one sanded after welding and ready for blast and paint.

The middle picture shows several after welding. Bottom center picture shows is finished product.

I'm continuing to ready the halftrack project for this winter. I really want to get my engine on a stand but a regular engine stand won't hold the weight. I came up with a solution and will share this next time.

Again, be sure to send me info on any local events.

Big Mike







Pictures on Pg. 10 and 11 from Ivo and friends in the BAIV group in Belgium. D-Day 75th Anniversary Celebrations 2019 ED.



MVCC BUSINESS MEMBERS

NEW AND IMPROVED MD JUAN Vintage Restoration Parts

- Based on authentic and original measurements
- Well fitted
- Easy to install
- Ed coated - rust resistant
- Tested for almost 52 years



MD JUAN

JAY'S WWII JEEPS

Specializing in vintage WWII Willys MB/Ford GPW vehicles and parts

1-844-WW2-JEEP



Jay Hinton | Napa, California USA | 1-844-992-5337 | jay@jaysww2jeeps.com

Ray Del Pino




DMV License
#VV17807

ANTIQUE • CLASSIC • MODERN
VIN NUMBER VERIFICATION

AT YOUR LOCATION IN SOUTHERN CA
TRUCKS, TRAILERS, SPECIAL MOBILE EQUIPMENT
MOTOR HOMES, AND CARS
DMV RUNNER SERVICE

CLASS C DRIVEAWAY - GETAWAY DRIVER
15708 E. Grovecenter St. • Covina, CA 91722
Cell: (626) 391-2167 • Home: (626) 814-2196



Lee C. Smith
Owner

(209) 632-3946
(209) 988-8832 Cell
(209) 667-7157 Fax
leesmith@SmithChevroletCadillac.com



smithchevroletcadillac.com



Smith Chevrolet

Cadillac, Inc.

1601 Auto Mall Drive
Turlock, CA 95380

*"Where service comes
first since 1926"*

Brad Smardo

I Pay CASH For Military Items

Smardo-Militaria

No Item Too Small or Too Large
Cell (916) 521-6221
bsmardo@hotmail.com

Uniforms, Medals, Guns, Paperwork, Rifles
Patches, Helmets, Flags, Knives, Pictures
Field Gear, Pins, Badges, Hats, Swords, Caps



GENERAL PATTON MEMORIAL MUSEUM

62510 CHIRIACO ROAD
CHIRIACO SUMMIT, CALIFORNIA 92201
www.GeneralPattonMuseum.com

ANGUS SMITH
Vice President of the Board
Cell: (831) 240-5311
AngusJSmith@Frontier.com

Woody's

WOODY'S GOLF & INDUSTRIAL
VEHICLES

Chris Dias

Sales, Parts, Rentals & Service




The #1 Golf Car
in the World!

P.O. Box 1628
Turlock, CA 95381
2900 E. Monte Vista Ave. fax
209-667-9032
woodyscarts@yahoo.com

209-634-2948
800-624-6091

Dick Dias

2900 E. Monte Vista Ave. P.O. Box 1628 Turlock, CA 95381
209-634-2948 FAX 667-9032 800-624-6091
Manufacturers of Quality Custom Metal Products



Not sure where this picture was taken but I can't stop staring at all the different vehicles.

ED.

CLASSIFIEDS

FOR SALE: 1944 International USMC 2.5 ton 6x6 M-5H-6 Cargo truck. Needs some work to get back on the road and running comes with parts to do that. This truck has the original bed and the winch. Good open cab. Was running has sat for a year now. Very complete original truck. Clean title, California historical plates currently on non op. \$7500 OBO **Dave 408-805-0065** 12-19

FOR SALE: Used a couple times 240V Miller Plasma cutter, and Lincoln Mig welder. 9/19 newsletter both come with carts, consumables and are ready to use. \$2500 obo for both **Dave Ball 408-805-0065** for more info. Email: vought@msn.com 12-19

FOR SALE: Complete Korea era vintage radio set, currently mounted in the bed on my new M135 duce. This has all the power supplies, radios and the Interconnecting box, all mounted on the correct table. not sure if it works. Details: RT-70 Transceiver with AM65A Amplifier, RT-68 Transceiver, Radio Receiver R-108, PP-1175A/SR Power Supply PP-112A/GR Power Supply, Mounted on a MT-1236 Rack, J-2491/CRC Interconnect box asking \$200 can bring to Plymouth.

Also: Brand new M37/M43 front wiring harness by Vintage Wiring. Asking \$75 pictures below **Dan 805-501-8979 mccluske@sbcglobal.net** 2-20

FOR SALE: Willys 6cyl Super Hurricane Motor
This motor was a running motor when pulled. Used in Willys P/U Trucks and Wagons from the 50's- the 60's. Will bolt up to T90 transmission. Motor is complete with Carb, Intake, Exhaust manifold, Generator, and Distributer. Black oil on the dip stick. Asking \$600

Misc. Jeep parts (CJ & WWII):

Oil Pans, Drivelines, Bell housings, 12v starter, Generators, Hubs, Brake Drums, Diff's., and Axle housings. Just ask, I probably have one!
Prices on request.

Military Medical Stretchers

Great for your Ambulance, Mash Unit, or Battalion Aid station.

Asking \$30 a piece
If bundle 2 or more \$25
Scott 415 259 8177

12-19

FOR SALE: 1990 AMG M998 HMMWV.

6.2 diesel, TH400 transmission, 4 door soft top, high-back front seats, grille guard, keyed ignition switch. Runs, drives, and stops very well, and no leaks. A nice, basic, as-released from the Gov't truck. 37k miles indicated. This was not a GovPlan-et truck. Purchased from a local govt. agency. Titled and plated in Utah. \$17500 OBO - **Damon 775-335-5636 or damon@damonviola.com** 12-19



Classified Ads are free for military vehicle related items and kit for MVCC members. Your ad will run for three issues. Your editor will only except ads in writing. Please submit your ad by email: vought@msn.com or by post to: MVCC Editor: 18549 Paseo Tierra St. Saratoga Ca. 95070. Please print clearly and include contact info and price. Please submit ads by the 15th of the month. If you want to make changes to your ad including extending or cancelling your ad, you must notify your editor in writing. The MVCC is not responsible for omission's or Incorrect wording and or spelling. The MVCC reserves the right to edit ad copy for space. Please send payment for paid ads to: Christina Verissimo: 209-918-0488 850 Elm Ave, Gustine, Ca. 95322

Ad prices: full page \$45 Half page \$35 Quarter Page \$20 Business Card \$5 per issue

CLASSIFIEDS

FOR SALE: A lot of Dodge parts and some M37parts. Cleaning house, all must go
Call me 707-552-6918 or 707-280-7001
Please leave a clear message or
Email me sonnyhanson@comcast.net 2-20

FOR SALE: USMC M151A1 New wire harness and lights. Copper Core Radiator. \$10,000.
For more info contact Larry Concannon.
See pictures Below.
925-301-7836 2-20




After reading Phil Kern's MV Collector's Glossary in the October 2019 newsletter, it occurred to me that we have some members who are new to vehicle restoration, maintenance, and shop tools. The following definitions are for them. Experienced mechanics also might find something new here.

By John Neuenburg

SHOP TOOL DEFINITIONS

AIR COMPRESSOR: A machine that takes energy produced in a far away power plant and transforms it into compressed air that travels by hose to a Chicago Pneumatic impact wrench that grips rusty bolts which were last over tightened 50 years ago by a motor pool mechanic, and neatly rounds them off.

AIR WRENCH: One of the most effective tools for snapping off left-hand thread wheel studs on the left sides of many old Fords, Chryslers, and foreign vehicles. The larger the wrench the better.

ANGLE GRINDER: Useful many ways and is especially good at removing those pesky and unwanted  marks from bolt heads and castings. This will be demonstrated during the De-Scripting Seminar at the 2020 Camp Plymouth meet (also see J-B WELD).

BANDSAW: A stationary power saw mechanics use to cut large pieces into smaller ones that turn out to fit better into the trash can.

COES STYLE WRENCH: Great when invented 180 years ago and great today for heavy duty adjustable wrenching. This screw-type wrench as shown below was the first one-handed adjustable wrench. It was called "monkey wrench" and its manly weight makes it useful for all kinds of tasks, such as in the example.

CRAFTSMAN 1/2 x 16-INCH SCREWDRIVER: A large prybar that inexplicably has an accurately machined screwdriver tip on the end opposite the handle.

CRESCENT WRENCH: Commonly used for general nut and bolt work but it excels at rounding off hydraulic fittings.

DAMMIT TOOL: Any tool that you throw across the garage while properly yelling "DAMMIT." It is normally the next tool needed.

DRILL PRESS: A tall upright machine useful for suddenly snatching flat metal bar stock out of your hands so that it smacks you in the chest and flings your beer across the room, hitting the freshly painted hood you put in the corner for protection.

ELECTRIC HAND DRILL: Normally used for spinning pop rivets in their holes until it's time for chow.

ENGINE HOIST, TWO-TON: A tool for testing the tensile strength of everything you forgot to disconnect.

EXPLETIVE: A kind of balm, usually applied verbally in hindsight, which somehow eases those pains and indignities following our every deficiency in foresight.

E-Z OUT BOLT AND STUD EXTRACTOR: A tool ten times harder than any known drill bit, which snaps off in bolt holes you couldn't use anyway.

FIR 2x4, EIGHT-FOOT LONG: Used for levering a jeep upward off a trapped hydraulic jack handle.

HACKSAW: One of a family of cutting tools built on the Ouija board principle. It transforms human energy into a crooked, unpredictable motion, and the more you attempt to influence its course, the more dismal your future becomes.


HAMMER: Originally employed as a weapon of war, the hammer is now used as a kind of divining rod to locate the most expensive parts not far from the object we are trying to hit.

HAMMER, CLAW: One of the most used shop tools because there is always one available, although most MV owners will deny using them.

HAMMER AND DOLLY: Using these on a truck body are a great option for when your neighbor complains about the noise of your leaf blower.

HOSE CUTTER: A tool used to cut hoses too short. Similar to a Tube Cutter.

HYDRAULIC FLOOR JACK: Used for lowering a truck to the ground after brake or wheel work, designed so that the bumper firmly traps the jack handle.

J-B WELD: An epoxy often used by apprentice electric welders to solve weld porosity by neatly filling the holes. This product will be demonstrated for filling pesky and unwanted  stampings during the De-Scripting Seminar at the 2020 Camp Plymouth meet (also see Angle Grinder).

LINE WRENCH: A box ended wrench with a handy slot in the end for slipping over a hydraulic line, offering more grip on the fitting than an open wrench. These are often the only tool that will work and are never found when needed but are always there when not needed.

MOTOR POOL MECHANIC'S KNIFE: Used to slice through the contents of newly delivered cardboard packages, particularly effective on canvas tops, seat cushions, rubber parts, and manuals. The best tool for jeep owners to quickly open boxes from Ron Fitzpatrick to get to the gummy candy.

OXYACETYLENE TORCH: Primarily used to locate the flammable objects in the workshop. Also handy for igniting the grease inside the wheel hub out of which you want to remove a bearing race.

PHILLIPS SCREWDRIVER: Invented for opening paper and tin oil cans, today they are the most efficient tool for stripping out Phillips screw heads. Some boys in the motor pool also use this term for a cocktail made from vodka, orange juice, and milk of magnesia, but this is unauthorized.

PLIERS: Used to efficiently round off light duty nuts and bolt heads. One of the better tools for creating blood-blisters.

PRY BAR: A tool used to crumple the metal surrounding that clip or bracket you needed to remove in order to replace a 50-cent part.

SEAL REMOVER: Resembling a type of native American war hatchet, this is designed to quickly lever oil seals out of driveline components. More commonly it is used to stump the rookie during "What is It" bull sessions.

SHEET METAL SNIPS: Aka Aviation Snips. See Hacksaw.

SKILSAW: A portable cutting tool useful for building work benches. It is misnamed because it takes little skill to use it.

SMOKE MACHINE: In some truck repair situations, this diagnostic tool can find pressure or vacuum leaks in a closed system. It is an advanced tool rarely owned by non-professionals, except for those who work on old British vehicles with Lucas electrics. These components are smoke-powered, and so when the smoke leaks out it ceases to work. The smoke machine replaces the smoke although it is not a permanent fix.

STARTING SPRAY: The simpler way to get a 6-volt jeep to start rather than properly setting up the jeep.

STEERING WHEEL PULLER: Good concept but rarely used in the motor pool because large hammers are more available.

TRANSMISSION FLUSH MACHINE: A sophisticated fluid replacement machine for automatic transmissions, typically used in commercial shops for a "Wallet Flush Service." On some vehicles, when attached to the wrong cooler lines it can unexpectedly but efficiently flush power steering systems.

TROUBLE LIGHT: A necessary part of the motor pool mechanic's tanning booth. Sometimes called a drop light, it is a good source of vitamin D, "the sunshine vitamin," which is not otherwise found under trucks. Health benefits aside, its main purpose is to consume bulbs at the same rate as 40mm shells were used in the battle of Okinawa. More often dark than light, its name is somewhat misleading.

TUBE CUTTER: An excellent tool used to make brake lines and armored vehicle conduits too short. Similar to a Hose Cutter.

TWEEZERS: A tool for removing splinters, wire wheel wires, and for drill instructors, nostril hairs.

WISE: The first thing to purchase when setting up a workbench. It is like a gun safe in that it holds things securely and is usually not big enough.



WISE-GRIPS: Generally used after pliers to more effectively round off nuts and bolt heads and is required for Grade 8. If nothing else is available, they can be used to transfer intense welding heat to the palm of your hand.


WHITWORTH SOCKETS: Once used for working on older British cars, motorcycles, and Rolls Royce Merlin engines, they are now used mainly for impersonating that 9/16- or 1/2-inch socket you've been searching for.

WIRE WHEEL: Cleans paint off bolts and then throws them somewhere under the workbench at the speed of light. Also removes fingerprints and hard-earned guitar calluses in less time than it takes to say, "Chet Atkins."



Shouldn't have to tell you who this is... Hint he was a tank driver... Sang Jailhouse Rock a few times, Ed.



Military Vehicle Preservation Association

History In Motion

Since 1976 the Military Vehicle Preservation Association's mission is to provide an international organization for military vehicle enthusiasts, historians, preservationists and collectors interested in the acquisition, restoration, preservation, safe operation, public education and display of historic military transport.

All membership types include all MVPA Periodicals

<p>U.S.A. MEMBERSHIPS</p> <p><input type="checkbox"/> Second Class Postage - \$50.00</p> <p><input type="checkbox"/> First Class Postage - \$75.00</p>	<p>MEMBERSHIPS OUTSIDE THE U.S.A.</p> <p><input type="checkbox"/> Canada Economy Air - \$60.00</p> <p><input type="checkbox"/> International Economy Air - \$70.00</p>	<p>OUTREACH SPONSORSHIP</p> <p><input type="checkbox"/> To US Organization or School Second Class Postage - \$50.00</p>	<p>Electronic Membership</p> <p><input type="checkbox"/> Worldwide E-Membership - \$35.00 <small>(Does not receive Printed Publications)</small></p>
---	---	--	---

MVPA Recruiting Member _____ Membership Number: _____

Name of Applicant _____

Address _____

City _____ State _____ Zip _____

Telephone _____ E-mail Address _____





16 Digit Credit Card # _____

Exp. date _____ / _____ Signature _____

Complete this application and mail with a check or money order (on a U.S. bank in U.S. funds) to the address below.

MVPA ☉ PO Box 520378 ☉ Independence, MO 64052

Phone: (800) 365-5798 ☉ E-mail: hq@mvpa.org ☉ Fax: (816) 833-5115

Military Vehicle Collectors of California Merchandise 2019



2019 MVCC Camp Plymouth

Tshirt. This year we chose A
Desert Storm Theme, Olive Drab and Tan Tshirts
 Size: S,M,L,XL - \$20 each
 Size: XXL, XXXL - \$22 each

Zip Up Hoodie Sweaters, Limited Edition, ONLY 21 Made!

Sizes: S,M, L, XL - \$55 each
 Sizes: XXL, XXXL - \$60 each
 (Olive Drab Color)
Limited Quantities, Call Don Gomes for pre-orders
 (209)765-1273

Everything will be for sale at Camp Plymouth 2019! Come by and check out the MVCC HQ Store/Trailer for more items!!!!!!



40th Anniversary
 MVCC Patch 4
 inch
 \$3 each



25th Anniversary
 MVCC 4 inch
 patch
 \$4 each


Custom MVCC Name Badge
 \$10 each shipped to you!



MVCC Patch
 3 ½ inch
 \$3 each



MVCC Magnate
 3 inch
 \$2 each



MVCC Sticker
 3 inch
 \$2 each




**MVCC
 Sticker**
 2 inch
 \$1 each



**MVCC Antenna
 Flag**
 Custom Made!
 \$25 each



**MVCC
 Hats!**
 \$20 each!



**2019 Camp
 Plymouth**
 Artwork Metal
 Sign.
 11.5 X 14.5 size
 \$25 each

How to purchase: You can email or call your order in to Don Gomes(209)765-1273. He will let you know if its in stock and give you a shipping quote. **How to pay:** Check or Money order. The club is working on getting a paypal account but its not ready yet. **Shipping:** Average shipping is \$6.99 but if it's a really small order it can be less or if it's a large order it might be more, out of country is more. **Ships from Gustine, Ca.** Email at istanbull@sbcglobal.net Any questions please ask! WE also have a few previous years event tshirts and other stuff like coffee mugs etc. **Mail payment to MVCC Treasurer, Christina Verissimo, 850 Elm Ave, Gustine, Ca. 95322**



Military Vehicle Collectors of California
*Dedicated to the acquisition, restoration, preservation, safe operation,
 Public education and display of historic military transport*

WE WANT YOU
TO JOIN / RENEW
YOUR
MVCC
MEMBERSHIP!



INVOICE

Life Members should disregard this notice. THANK YOU for your support! If you have already renewed, THANK YOU! please check the date code on your newsletter mailing label and membership card.

Please enter an e-mail address for possible future methods of communication. If you list MVs or related hobby interest, it will show up on membership lists the MVCC Officers receive. Sometimes we want to contact members with certain MVs about displays or movie work. Note that you may opt-out of having contact or hobby information published in the next Member Directory booklet.

This is your application. Separate it from the newsletter, fill it out, and fold it put it in an envelope with your check inside, apply postage, and mail it. Simple!

* = required fields, please PRINT

*Name _____ MVPA #if applicable _____

*Address 1 _____

Address 2 _____

*City, State, ZIP _____ Country _____

Home phone _____ Cell phone _____

E-mail address _____

*I DO / DO NOT want my contact information in the Directory (circle one)
 List military vehicles you own (year, make, model) and/or related hobby for the next Directory. Help those with similar interests find you. Use separate sheet if necessary.

*I DO / DO NOT want my MVs or hobby interests listed in the next Directory (circle one)

Christina Verissimo, c/o MVCC Treasurer,
850 Elm Street Gustine, Ca 95322
Make checks payable to the MVCC

MEMBERSHIP (check one) (Term is 1 full year!)

\$40 Regular Member newsletter mailed

\$90 Regular Member for three years Newsletter Mailed

\$30 Regular member newsletter Online

\$65 Business Member (includes one, 2"x3.5" ad in each newsletter (Business Card)
 A Business Member may also hold another class of Membership

\$65 Regular Member newsletter ONLINE 3 YEARS

ASSOCIATE MEMBERS (spouse or significant other, and/or children under 18).
 Includes membership card. Only spouse has voting rights.
 One newsletter delivered per household
 _____ Associates @ \$5.00 each per year. Membership Badge \$10 Each.

Replacement badges \$ 10 EACH Amount enclosed _____

Print Associate Name Relationship to Member

Visit www.mvccnews.net & Check out MVCC Camp Plymouth on Facebook