

**THE**

**WEST COAST**

MVCC ELECTION BALLET INSIDE! PLEASE VOTE!!



CALIFORNIA



**MILITARY VEHICLE COLLECTOR**

**NEWSLETTER**



INSIDE- Vote for MVCC board members. Ballet is enclosed in this issue! All positions are open. Deadline

EDITOR: Johnny Verissimo

July 2021

VOL. 12



**Happy 4th of July!!**

A M151A2 at the Spring MVCC Meet in Plymouth, California 2021. Photo by Johnny Verissimo

JOIN the Military Vehicle Collectors of California! Keeping the MV Hobby Alive!

MEMBERSHIP FORM ON THE LAST PAGE of this Newsletter, help keep the hobby going strong!

# MVCC PRESIDENT'S MESSAGE



**Chris Thomas, MVCC President**

**(559)-871-6507**

**moparacer@sbcglobal.net**

If you're a **member** and want to see the **Newsletter in COLOR** you can do so on the **MVCCNEWS.NET website**. Simply log in and view **ALL MVCC newsletters in full color**.

Hello MVCC

It's June 6<sup>th</sup> as I write this and I hope you all marked this day in your way- big or small. This morning, I made a short trip out to our local cemetery to pay my respects to a couple of my hometown heroes who landed on the beaches 77 years ago. I also stopped at Richard Brown's grave. Richard was on board the USS Arizona on December 7<sup>th</sup> and was our first lost son of World War Two. In just 6 months, it will be the 80<sup>th</sup> anniversary of the Day of Infamy. I don't know of any big plans as of now, but we'll be on watch for any events to mark the date.

Speaking of events, by the time you get this the Eagle Field event will be history. I hope all who came had a great time. Also history is the Castle Air Museum Open Cockpit Day. We had a very good MV turnout with 4 jeeps, 1 Dodge 1/2 and one 6x6. Next up is our fall meet at Camp Plymouth. Contact JoAnn to lock in your site because I think it maybe bigger than ever.

And now the last bit of news, club elections are here. Please vote, it's important that you- the membership - control the club. One way is by your vote even if no one is running against somebody it's your chance to let us know if you're happy with the board or you feel that changes need to be made.

As the next newsletter will be sent after the 4<sup>th</sup> of July, I hope you enjoy the day and fly your flags with pride.

Chris Thomas, MVCC President



Eagle Field, California



Chris at Eagle Field his 2nd Home.



**PORTRAYAL  
— PRESS —**

**THE WORLD'S LEADING SUPPLIER  
OF MILITARY VEHICLE MANUALS**


**WWW.PORTRAYALPRESS.COM  
TOLL-FREE: (855) 339-0382**

## MVCC STAFF/OFFICERS



**Johnny Verissimo, Editor, Secretary,  
Quartermaster, Co Treasurer (209)918  
-0488**

**istanbull@sbcglobal.net**



**Christina Verissimo, Treasurer  
(209) 918-0388**

**crstna\_vrsmo@yahoo.com**



**Visit our website: [www.mvccnews.net](http://www.mvccnews.net) & [www.facebook.com/MVCCCAMPLYMOUTH](http://www.facebook.com/MVCCCAMPLYMOUTH) 2**

## MVCC Secretary/ Editor Johnny Verissimo

**HAPPY 4th of JULY!!! USA Baby, Always. USA...**

**What's going on in the MVCC?** Elections! Enclosed is your mail in ballot. PLEASE vote for one or write in a name of someone your board will approve of and that you think will be a most excellent Board member to represent your area and the MVCC. The Wagon master, Webmaster, Quartermaster and Newsletter editor are board appointed positions and not subject to vote on.

**Also going on?** Insane HEAT. I was playing with my Ford GTB Burma till the last couple of days when it started going into the late 90's to 100 degree weather.

**Just got home from Eagle Field,** AWESOME to see my friends, bumper on the heat wave though. Its always fun to visit Eagle Field. A Huge Thank you to Chris Thomas and Mark Jones of Eagle Field. These two guys go above and beyond when it comes to Eagle Field and taking care of their friends and fellow MVCC members and MV hobbyists. I'm very proud to be counted as one of their friends. Thank you Joe Davis for letting use be at Eagle Field.

**JoAnn Lesser** is taking reservations for the Fall Meet so hook up with her if your needing a spot.

**Unfortunately Don Gomes, Christina and Myself** won't be able to make it to the Fall Meet due to an important event we have every year on that weekend. We were bummed of course but you can't make them all can you, :( I'm not sure if the club trailer or if dues will be taken at the Fall Meet due to the Quartermaster, Treasurer and Secretary not being at this Fall meet. The MVCC Fall event will be back to its normal September date in 2022.

**Photos?** As MVCC Editor I'm always excited when someone emails me a photo of what's going on in their area or of a military vehicle someone spotted. Please email me a photo's and it might make it into the newsletter? If you're a member of the MVCC then feel free to send me a photo of your MV for two reasons, #1, I love looking at photos of MV's and #2 the rest of the membership would love seeing them too.

**What did I do in May MV related?** Christina and I attended the Lee Edwards "Lee's Motor Pool" Memorial Weekend event. Huge thank you to Lee for putting on such a cool event to attend. At Lee's I got permission to get into his M5 Stuart Tank! YUP, I Did sit in the Commanders Chair. THAT WAS SUPER AWESOME. I've always told my girls as they were growing up that one of them had to buy me a Stuart Light Tank someday, fingers crossed! Lol.. There was not 1 WW2 STUART light tank there BUT there were 2 WW2 STUART light tanks there! 2! And a Half track and a M20 armored car and jeeps and CCKW etc. The 2nd Stuart is owned by Kim Seivert of Saratoga, Ca. This event was free to the MVCC as was the BBQ. My hamburger was OUTSTANDING. Again, thank you Lee for putting this on and I do hope this remains an annual thing.

**Speaking of WW2 Stuart Light Tanks**—I can't believe there are 4 of these tanks in about an hour and a half radius. 2 are at Lee's Motor Pool (Livermore), 1 is in Patterson (M3) and 1 at Eagle Field (Dos Palos). I thought that was kinda cool. The only one not restored and running is the one at Eagle Field.

**Chris Thomas informed me that this year will be the 80th Anniversary of the Attack on Pearl Harbor!**

Chris was asking me what I thought we should do to commemorate this huge event. One of the ideas Chris mentioned was participating with the USS Hornet Ship Museum or the USS Jeremiah O'Brien, we will keep you all posted. This would be a great way to show your appreciation for our history and a great way to display your very cool military vehicles.

See you all soon, Johnny Verissimo...



At Eagle Field in June, Jack Valenti in his LRDG Jeep, photo by Johnny Verissimo



Andy Shyers (East Bay VP ) Divisions 510, 925, 341

510-832-4322 mvcc510925@gmail.com



Hi All,

Since Camp Plymouth things have been busy around here, it's a nice change!

On 5/22 we were invited to attend the Las Positas Veteran's Graduation Ceremony. Unfortunately, the invite came in at the last minute, but we mustered John B with his 1943 Willys MB, the M37 and Mark B's Memorial Squadron even made an appearance a few thousand feet above. The Graduation Ceremony was a "drive thru". That was a different experience! We provided a backdrop for the event and enjoyed meeting the organizers and participants. In spite of the unique circumstances the ceremony was great. The Grads really enjoyed it and the stories they told, plus their families cheering for them was inspiring. After ceremonies concluded we chugged over to check out Carnegie SVRA in anticipation of visiting there with my students to "test" our Jeep project. Hilde and I had fun playing with the M37 on the obstacle course and it proved as competent as the Raptor and Rubicon there, once in a slow paced environment.


The following weekend was Lee's Memorial Day Event. I love these things! Lee and his family are always wonderful hosts and it was really nice to hang out and relax with friends there. I think we even recruited a new member! It made my day when I was able to cruise around Lee's "tank course" with a group of kids and their parents in the troop seats. I get a kick of listening to their exclamations as we tool around on the hills! They were lucky enough to participate in a bit of recovery work too.

Next up is Eagle Field and the Dodge Power Wagon Rally! Summer is proving to be Busy, busy, busy... Hope to see you out and about with your MV's!

Andy



Lee Edwards M5



Kim Seivert at Lee's



Andy M37 at play in Carnegie



Hilde and the Hawk at Los Positas

# MVCC STAFF/OFFICERS



Webmaster: Sean Nichols - [etnoise400@hotmail.com](mailto:etnoise400@hotmail.com)

[www.mvccnews.net](http://www.mvccnews.net) (775)-424-3813

Greetings MVCC'ers!

I can't believe how fast the Spring has gone! For us, Memorial Day is the next opportunity after Spring Camp Plymouth to support our Veterans and show our MVS. For Memorial Day in Reno, Nikole and I brought out the HMMWV to support to a Veteran's Coffee event at the Atlantis Casino being put on by Honor Flight Nevada. It was well attended with a local Honor Guard, several veteran's groups, and of course, coffee and donuts. There was a small car show that we participated in. I had the chance to speak to several veterans who told us some great stories about their time in the military, and our HMMWV attracted a lot of attention as well as even more stories when used in the field by some of the honored guests at the event.

From Reno, we then raced up the mountain to Virginia City and met up with the Savoy 6 crew to participate in the Virginia City Memorial Day "cruise". Normally, this is an official parade. But this year the town organizers decided to make it a cruise instead. But with the lineup before hand, deciding what order the different participants were going to go in, the blocking of the streets, and the huge turnout of folks that lined the street and waved us on, it sure felt like a parade to me. We cruised for about a half hour, and when the cruise concluded, we headed out of town.

The next stop was Dayton, where we gathered for some outdoor dining at a local taphouse. It was a late lunch, but we all enjoyed each other's company and told jokes and stories as we chowed down on burgers and fries. And then Nikole and I said our goodbyes, boarded the HMMWV and headed Northbound back towards home.

This was the longest distance I've driven my HMMWV since I got it restored and back on the road. And not only did people seem to enjoy seeing it, the truck itself ran beautifully and never skipped a beat.


The next event in the queue for us is July 4<sup>th</sup>, and maybe a car show here and there along the way.

I hope you were able to attend a Memorial Day event as well, and paid your respects to the fallen.

We're looking forward to going back to Plymouth in September and continuing the great time we had in April. Make sure you get your reservation confirmed with JoAnn Lesser, and get your space paid up so that you'll have one less thing to worry about.

Have a great Summer, stay hydrated, change your socks often, and get those MVs out and share them and their stories with the public!

Keep 'Em Rolling!... Sean








**Don Gomes, (Central Valley VP) MVCC Quartermaster, Divisions 209,559,661,760, 442**  
**(209)765-1273 caddymanwestside@yahoo.com**

Hello to all Mvcc members,

Nothing much going on in the Central Valley so I pulled one of my old unfinished projects out of the barn to finally finish it. It's one of my Mark 2 Bomb trailer's that was in very bad condition. About three years ago I started by blasting then cutting the trailer in half to realign the frame that had been cut and welded up misaligned. So I cut and welded it up square again then patched all the holes and cut out spots and then started to make the bomb cradles that someone had cut out years ago to mount a generator. I had all the plates cut to match the original Bomb trailer cradles then welded in, then moved to the rear of the trailer to make the hitch pin and the 2 rear ramp brackets. After the metal work was done on the bomb trailer I started looking for tires which I should of started 3 years ago because the 6.00-9 or 6.90-9 tires with the WW2 looking ribs are not being made anymore and I don't want the regular road tires because they don't have the WW2 look! At this time I have primed and painted the trailer and I'm still looking for tires! If anyone knows of a outlet that sells the 6.00-9 or 6.90-9 WW2 looking ribbed or NDT tires please let me know. Thanks.

Don Gomes, Central Valley,  
 Keeping The GTB History Alive !





**Kurt Lesser, (South Bay VP) Divisions 408,669,650**

**408-238-8277 papakb@yahoo.com**

While we're anxiously awaiting news of the State opening back up here's what we know is happening on the Peninsula and southward this July. Sometimes we forget what the 4<sup>th</sup> of July is and why we celebrate it. This is the founding of our country and is a dedication to all those who fought to create the greatest nation on Earth!

**San Jose:** This year's Rose, White and Blue Parade is begins at 10am, winding through the Rose Garden and ending on the grand avenue known as The Alameda. On The Alameda, you can enjoy a picnic featuring local food and drink, along with live music, an antique and classic car show, and dozens of arts and crafts booths. The fun continues with a fireworks display downtown starting at dark. It will have modifications based on current health regulations.

**Santa Cruz:** The only event in Santa Cruz this year is their annual Firecracker Race. It starts at 8 am and is a 5k.

**Scotts Valley:** Head over to Scotts Valley Drive for the annual parade at 3 p.m. and plane flyover.

**Carmel-By-The-Sea:** This year's celebration is a traditional, family-friendly event at Devendorf Park on Ocean Avenue across from Carmel Plaza. From noon to 3 p.m., enjoy entertainment and fun games for the entire family. They will also provide hot dogs, cold drinks, chips, ice cream, watermelon, and cookies. The festival and food are free, but get there early as quantities are limited.

**Half Moon Bay:** At 8 am, the Half Moon Bay Lions Club holds their 4th of July pancake breakfast in City Hall. The parade starts at noon and runs for about one hour.

**Milpitas:** The "Red, White & Boom" celebration in Milpitas is at the Milpitas Sports Center Complex (1325 E. Calaveras Blvd). This free afternoon event starts at 1 p.m. at the "Waving the Red, White & Blue" Pool Party. Continuing until 4 pm that afternoon. Food is also available for purchase. The "Red, White & Boom" Concert & Fireworks Show starts at 7 p.m. with the gates opening at 6 p.m. After the concert is the fireworks show.

**Monterey:** The celebration in Monterey starts with a pancake breakfast from 7 a.m. to 11 a.m. It's held at the Monterey County Youth Museum. The annual parade starts at 10 a.m. and lasts for about an hour. After the parade, head over to the Admission Free Big Little Backyard Bar-B-Que and Entertainment Extravaganza on the grounds of City Hall on Pacific Street. From 11 a.m. to 4:30 p.m., enjoy kids activities such as free carnival booths, games, face painting and jumpy houses. You will also find great food on sale all day long (or bring your own picnic lunch). The day wraps up with a free Patriotic Concert at the Golden Gate Theater. Doors open at 6 p.m. and the concert starts at 7 p.m.

**Mountain View:** The place to be in Mountain View on Thursday, the Fourth of July is the Shoreline Amphitheater. This annual concert by the SF Symphony with an amazing fireworks display is the perfect way to celebrate Independence Day. Doors open at 5 p.m. with games and events and then the music starts at 8 p.m. with the fireworks starting shortly after dark. The entire program lasts about two hours.

**Redwood City:** Redwood City will once again host the largest Fourth of July Parade in Northern California. It starts at 10 a.m. in downtown Redwood City on Broadway, Marshall, Main and other downtown streets. This year's festival takes place on the streets near the San Mateo County History Museum. You will find food, beverages, arts and crafts, and more. The Battle of the Bands competition starts at 1 pm on Hamilton Street. There is also a kids area and informational booths. The fireworks will start around 9:30 pm.

**Los Gatos:** The Los Gatos hometown Fourth of July event runs from 11 a.m. to 3:30 p.m. at Oak Meadow Park, 233 Blossom Hill Road. The annual Flag Raising starts at 1 pm with music starting at 1:30 pm. This year's events include games, a picnic lunch, and music from the San Jose Wind Symphony.

**Menlo Park:** Their annual parade starts at 11:45 a.m. at Chestnut Street and Santa Cruz Avenue, and makes its way through the streets of Menlo Park to Burgess Park. At Burgess Park, the whole family can enjoy music, games, and food until around 2:30 p.m. The event is free, but a wristband is required for certain activities.

**Pacifica:** The annual celebration at Frontierland Park runs from 11 a.m. to 4 p.m. with fun events such as live music, face painting, free games, food, crafts and more. Admission is free.

**CONTINUED on PAGE 8** \_\_\_\_\_


**Saratoga:** This year's celebration includes a small parade around the park, popsicles and flags for kids, live music, and actors in period costume. It is held at Kevin Moran Park from 9:30 a.m. to 11:00 a.m.

Kurt Lesser



**Jack Valenti, (Central Coast VP )**

**Divisions 831, 805, 820 ,408 South. [LRDG@PRODIGY.NET](mailto:LRDG@PRODIGY.NET)**




*Nothing to report*

Prices for running a business card is \$70 a year. That gets you a business card in 12 monthly newsletters that reaches 500 Military Vehicle Collectors of California Members. Contact our newsletter MVCC Secretary for more information and prices. You can also do a 1/4th page, 1/2 page or full page ad. You can reach the MVCC Secretary at [istanbull@sbcglobal.net](mailto:istanbull@sbcglobal.net)

**Jimmy Strauss**

*The Expert in Military Vehicles*



**530.919.2355**

[jimmystrauss@hotmail.com](mailto:jimmystrauss@hotmail.com)  
[www.jimmystraussjeeps.com](http://www.jimmystraussjeeps.com)

**MIDWEST MILITARY, INC.**

[www.midwestmil.com](http://www.midwestmil.com)



*PARTS & TRUCKS  
BUY • SELL • TRADE • RESTORE  
REPRODUCTION SHEETMETAL*

**JOHN BIZAL**

Phone 952-440-8778 • Fax 952-440-8776  
16075 Hwy. 13 South, Prior Lake, MN 55372

**Puget Sound Military Vehicle  
Collectors Club**

533 E. Fairhaven Ave  
Burlington, WA 98233  
Chris Brown, President,  
(253)952-4732  
[www.psmvcc.com](http://www.psmvcc.com)



[AlamedaNavalAirMuseum.Org](http://AlamedaNavalAirMuseum.Org)

**BOARD DIRECTOR**



Alameda Naval Air Museum

2151 Ferry Point Rd.  
Alameda, CA 94501


**510-522-6440**  
Best Phone # \_\_\_\_\_

**Larry Pirack, President & Curator**


Rory Grenier  
1097 16th ST NE  
Grand Forks, ND 58201  
701-739-4909

**Kilroy's Garage  
And Parts**

Full line of Quality Ford GP parts  
[fordgpparts@gmail.com](mailto:fordgpparts@gmail.com)



[www.kilroysgarage.com](http://www.kilroysgarage.com)



**Ione Memorial District**

(209) 274-4936

705 S. Amador St.

PO Box 53

Ione CA 95640

[IoneMemorialDistrict@outlook.com](mailto:IoneMemorialDistrict@outlook.com)





Scott Rohrs, (North. Bay VP) West Divisions 707, 415, 628

415-259-8177 recon3rdid@yahoo.com

Hello North Bay West and beyond,

As I write this article it is June 6<sup>th</sup> and I am reflecting on the significance of this day and the connection between all of us as MV owners. For myself June 6<sup>th</sup> was always a special day of remembrance, which usually involved pulling the Jeep out, taking a cruise and later watching "The Longest Day", "Saving Private Ryan", and maybe even "Band of Brothers". Now since our trip that was made in 2019 for the 75<sup>th</sup> anniversary, I think back to actually being on that hallowed ground with the Jeep. It was an experience, in my opinion, that is the pinnacle of this hobby. To have an actual WWII vehicle driving the same farmlands and roads that those rigs and G.I.'s traveled on 77yrs. ago. With that said I have included Part III of my "Report from Spearhead 6" in this newsletter.

True to form for me, I also did some work on the GPW. I found myself changing the water pump on the jeep and wondered to myself what poor bastard was doing the same thing I was doing 77yrs prior!

Memorial Day was another good MV day. I took the kids on our annual Jeep ride to the cemetery to place a full size flag at my grand parents grave. I try to do that whenever I am home on Memorial Day. Grandpa was a 30 yr. Army Major who served in the South Pacific during WWII. Grandma was a good Army wife and they were married for over 50 yrs. We put up the flag in the morning and go back in the evening to take it down. While we were at the cemetery we ran into fellow member Greg Lalonde in his M38A1. He was putting a flag on "Jeep" Sanza's grave. "Jeep" was Patton's driver during WWII. We all participated in his send off a few years back. It was good to see Greg out with his jeep paying tribute to another WWII vet.

Coming back to our connection as MV owners. It is the MV's themselves that are the symbols of those experiences and memories for the vets that served when our vehicles were still in service to this country. The Jeep is 80 this year and most of our WWII vets have pasted. It is the "M" series vehicles now that will have the most connection for the Korean and Vietnam veterans. It will be interesting as time goes on the connection with the HUMVEE for all of our vets that served in the Middle East. Bottom line is we need to keep these rigs rolling, so the vets that drove these machines are never forgotten.

Scott Rohrs

### From MVCC Member Rick Sultan



I just got back from "Ron FritzPatrick" Open House G-503 in Southern Oregon (\_\_\_date/time\_\_\_), what a full house - for the first time in years that anyone in Oregon has opened their doors to anything for vintage military vehicles, or anything olive green. Yes, it was an open house, however there were vendors also there, selling their wares too. From Military clothing, equipment and Jeep's, yes, Jeeps of course, that carried our boys in WWII.

I saw folks from all over the place, Oregon of course, also Washington, California, and Nevada, even from as far as New York City. There were also some Jeep celebrities in attendance from their own "YouTube" sites. G-503 was a catered event, so RSVP was appreciated.

If you couldn't make it this year, I recommend you mark your calendar for next year, that's unofficial as of right now, since no one has seen Ron since the open house, as you know he's not hard to spot.

That's it for now, this is Rick (SNAFU) Sultan.  
Over and Out.

If you have any questions or have information regarding a meet or activity in your area, contact your regional vice president or any of the officers to let them know. Be sure to visit our website for any last minute activities or changes to activities/events. Please submit information regarding upcoming activities to the newsletter editor at least two months before the scheduled event. All articles must be submitted to the newsletter editor by the 14th of each month. **MVCC News Editor John Verissimo, (209) 918-0488 istanbull@sbcglobal.net or www.mvccnews.net**

# MVCC WAGON MISTRESS JOANN LESSER

## Camp Plymouth

Seems like our April meet was just last week but, here we are planning for September! September Camp Plymouth dates are Tuesday, September 7 thru Saturday, September 11, 2021. Please be pro-active in your planning. Many sites in the park will be booked for the Labor Day weekend. If you plan on arriving September 4, 5 or 6 please call the park and verify that your site will be available for those dates. (209.245.6981) For this event don't assume that your site will be available for early check-in. Call or mail me for site number at 408-238-8277 or mvcccampmistress@yahoo.com August 7, 2021 is the deadline for deposits to the 49'er! Camping at the Amador County Fairgrounds? You will need to fill out a registration form with your site request. Please write clearly as I may need to phone you if I have questions.

Lately I have had quite a few calls regarding the MVPA. Many think that because they are members of the MVPA they don't need to be members of the MVCC. These two organizations are separate entities. You will not get MVCC member benefits because you are an MVPA member. Please pass the word if you know of an MVPA member that comes to our event and is looking for MVCC benefits. MVCC members get up to date info thru the newsletter and our members only web page also members do get first dibs on spaces and cottages at our events.

Be safe out there when having fun over the 4<sup>th</sup>! As always, I can be reached a number of ways. Phone, 408.238.8277 or email, mvcccampmistress@yahoo.com

JoAnn....



## UPCOMING EVENTS



**September 7th to 11th 2021:** The MVCC Fall Swap Meet. For reservations contact JoAnn Lesser [mvcccampmistress@yahoo.com](mailto:mvcccampmistress@yahoo.com). For more questions concerns or comments contact Chris Thomas (559)-871-6507 [moparacer@sbcglobal.net](mailto:moparacer@sbcglobal.net)

**September 29th - Oct 3rd 2021** -SCMVCC, Southern California Military Vehicle Collectors Club, Southern CA Rally in Lytle Creek at Bonita Rancho camp ground. President -Lt. Dan McCluskey 805)5018979 Email [mcccluske@sbcglobal.net](mailto:mcccluske@sbcglobal.net)

**April 25th to 30th 2022:** The MVCC Spring April Meet and Showcase in Plymouth California. The biggest Military Vehicle Show and Swap Meet on the West Coast. For reservations contact JoAnn Lesser [mvcccampmistress@yahoo.com](mailto:mvcccampmistress@yahoo.com). For questions, concerns or comments contact Chris Thomas. (559)-871-6507 [moparacer@sbcglobal.net](mailto:moparacer@sbcglobal.net)



Photos of Eagle Field 2021. Photos by Don Gomes



PLEASE fill out and mail in to reserve your spot at the 2021 Fall / September Meet..!



**MVCC Sept 7th to 11th 2021 Camp Plymouth Registration**

Name \_\_\_\_\_  
 Email \_\_\_\_\_  
 Street \_\_\_\_\_  
 City \_\_\_\_\_ State \_\_\_\_\_ Zip \_\_\_\_\_  
 Home Phone \_\_\_\_\_  
 Cell Phone \_\_\_\_\_

MVCC Member – Yes \_\_\_\_\_ No \_\_\_\_\_ If yes member # \_\_\_\_\_

**PLEASE PRINT CLEARLY/ELIGIBLY**

49er RV Resort, 18265 HWY 49 Plymouth, Ca. 95669 (209)245-6981

4 night minimum stay Sept 7th to 11th 2021 at 49er RV Resort– No tents at 49er RV Resort

Arrival Date \_\_\_\_\_ Check Out Date \_\_\_\_\_ **Payment in full paid directly to Camp 49er by 8-7-2021**

Assigned Site # / # of Nights /	Description of Site, Pick one	/ Per Night /	Total
	RV Type(\$51.20)_____		
	RV Premium(\$57.60)_____		
	Studio Cabin (\$124)_____		
	1-2 Bedroom Cabin (\$163)_____		

Amador County Fairgrounds, 18621 Sherwood St. Plymouth, Ca. 95669

No minimum stay for **dry sites, no RV's**, 1 vehicle & 1 tent per site, 4 night stay for water/electric sites Sept 7 to 11th 2021

Arrival Date \_\_\_\_\_ Check Out Date \_\_\_\_\_ **Payment in full to MVCC cut off date 8/7/2021**

Assigned Site # / # of Nights /	Description of site, Pick one	/ Per Night /	Total
	(\$35) Dry Tent – Military _____ Civilian _____		
	(\$35) Dry Car – Pickup Camper _____ Utility Trailer _____		
	(\$45) Water/Electric – Tent ___ Military ___ Civilian ___		

**No refunds after August 28th 2021.**

**Comments:**

**Fairgrounds camping payment should be made to** Military Vehicle Collectors of California, 2714 Peartree Lane, San Jose, Ca. 95121 C/O JoAnn Lesser .

For more information: [mvcccampmistress@yahoo.com](mailto:mvcccampmistress@yahoo.com)

**All vehicle operating on public roads must be currently registered and have insurance coverage.**

In consideration of the acceptance of the right to participate, participant and spectators, by execution of this entry form, release and discharge the MVCC of any and all known or unknown damages, injuries and or losses. If you bring a military vehicle Your signature signifies that your military vehicle has proof of liability insurance.

Please Sign \_\_\_\_\_ Date \_\_\_\_\_

***For MVCC office use only:***

Check # \_\_\_\_\_ Amount \_\_\_\_\_ Rec'd \_\_\_\_\_ Sent \_\_\_\_\_

**Visit our website: [www.mvccnews.net](http://www.mvccnews.net) & [www.facebook.com/MVCCCAMPLYMOUTH](https://www.facebook.com/MVCCCAMPLYMOUTH) 11**



Dave Porter (Northern Region VP) Divisions 530 & 916, 279

dnporter56@comcast.net (530)-677-5115



Here's a story about Bubba... You know Bubba; he's the guy that makes oddball repairs and modifications to our military vehicles, notably jeeps but also most anything with wheels or tracks, where make-do is the name of the game. We have Bubba to thank for preserving many of our vehicles, saving them from the scrapper but at the same time making for some pretty awful situations to correct during a restoration. Things like removing 50 pounds of extra steel to get to the original frame horns (if they're still there) before installing new gussets and front bumper. I had to do that on one of my current projects, a late 1945 Willys MB I won at a UC Davis auction.

After I replaced the piece of steel channel welded to the frame horns with a reproduction front bumper and gussets, I decided to tackle the brakes. The jeep had functioning brakes for a little while when I first brought it home, but soon developed a leaking wheel cylinder at the right front. I had also noticed the wheel bearings were loose enough to allow the drum and hub to make a clunking noise when I pulled on the front wheels.

The outer portion of the locking hub came off without a problem, but after that things got wild. I'm not sure who worked on this jeep, but they clearly didn't have a maintenance manual and didn't pay attention to how things came apart. This is one for the books, worth sharing with my fellow military vehicle collectors:



First there was the castellated nut to remove from the axle shaft, so the inner portion of the locking hub could come off. The axle nut was held in place with part of a nail (instead of a cotter pin) that kept breaking off as I tried to pull it out. Finally got it out using a pair of wire cutters to grip the last little bit of it while tapping the wire cutters with a hammer. Once I had the nail out, I had to use a pair of channel lock pliers to grip the nut and unthread it. It should have been easy with a 1-1/4" socket, but Bubba had ground off the points on the nut so the socket wouldn't grab it, and I didn't have a Bubba socket to fit.

Next were the wheel bearing nuts. Of course Bubba didn't own the correct wheel bearing nut socket so he used a hammer and chisel to install the nuts (seen that one before?), leaving large divots in the nuts. I managed to hammer my wheel bearing nut socket in place and remove the outside locking nut which should have been held in place by the lock washer bent to fit, but the washer wasn't bent. The washer slipped right off and the inside adjusting nut was loose (hence the clunking noise) so it came right off too.




When I pulled on the hub it came off easily without any brake shoe drag, but there was no washer between the adjusting nut and the outside wheel bearing. Hmm... shoulda been a washer in there. The grease seal on the back of the hub was also missing, so the inside bearing stayed on the spindle. The bearings looked freshly greased and the brake shoes looked new, but the wheel cylinder looked old and corroded. And something else looked strange... the front brake is supposed to have a 1" cylinder (3/4" goes on the rear) and this one looked kinda small. Yup, it was a 3/4" wheel cylinder on the front brake. I wonder if Bubba had trouble stopping this jeep? And this is just the first out of four hubs!

Between my parts stash and Ron Fitzpatrick Jeep Parts, I've gathered all the parts needed to put it back together correctly, including enough pieces for the other three wheels if they're anything like the first one. I haven't removed any of the other hubs yet but I'm assuming there are 1" wheel cylinders on the rear brakes and a 3/4" cylinder on the other front brake, along with another nail for a cotter pin. But who knows what I'll find?

**Update:** Well, I figured out why Bubba ground the edges off the axle nut. Today I was reassembling the hub with the newly packed bearings, etc. When I got to the final step, bolting the outside flange of the Warn freewheeling hub in place, it wouldn't fit over the replaced (correct, unmodified) axle nut. A little research on the internet revealed that the nut is not used with the Warn hubs. Bubba apparently didn't know this either and proceeded to make it work by reducing the outside diameter of the nut. Turns out the nut is only used with the original axle flange, not with the aftermarket Warn freewheeling hub. So all I have to do is **not** install the nut – problem solved. Some of you probably already knew this, but in all my years as a jeep mechanic I have never installed new set of hubs, only replaced what was already there. In this case what was already there was incorrect.

Wish me luck... Dave





**Smith Chevrolet  
Cadillac, Inc.**  
1601 Auto Mall Drive  
Turlock, CA 95380

*"Where service comes  
first since 1926"*



**Lee C. Smith**  
Owner  
(209) 632-3946  
(209) 988-8832 Cell  
(209) 667-7157 Fax  
leesmith@SmithChevroletCadillac.com  
[smithchevroletcadillac.com](http://smithchevroletcadillac.com)




# Woody's

WOODY'S GOLF & INDUSTRIAL  
VEHICLES

**Chris Dias**  
Sales, Parts, Rentals & Service

Authorized Dealer



The #1 Golf Car  
in the World!

P.O. Box 1628  
Turlock, CA 95381  
2900 E. Monte Vista Ave. fax  
209-667-9032  
woodyscarts@yahoo.com

209-634-2948  
800-624-6091

**Articles! Articles! Articles!** from your neck of the woods. If you have something you would like to see in the newsletter just email it to me and I'll see about getting it in the newsletter, If you're a member in any state and have something you think is interesting please email it to me: Johnny\_istanbull@sbcglobal.net :)

If you want more info on the MVCC check out the web page and we are on facebook in two areas, look us up.

Online Assistance · [g503.com/forums](http://g503.com/forums)



Plug Gap .030"  
Points Gap .020"  
Timing 5° BTC  
Tappet Clearance .014"  
Firing Order 1-3-4-2  
Head Bolt Torque 65-75 ft lbs  
Head Nut Torque 60-65 ft lbs  
Tire Pressure 30 lbs

Phone Assistance · 541-830-3030

*Ron Fitzpatrick*

## JEEP PARTS

800-600-JEEP



1022 Newland Road  
Central Point, OR 97502 USA

US: 800-600-JEEP (5337)  
INTL: 541-830-3030  
FAX: 541-830-5337  
[g503.com/parts](http://g503.com/parts)


**RON FITZPATRICK**  
[ron@g503.com](mailto:ron@g503.com)  
[sales@g503.com](mailto:sales@g503.com)

**Ray Del Pino**



DMV License  
#VV17807


ANTIQUE • CLASSIC • MODERN  
VIN NUMBER VERIFICATION  
AT YOUR LOCATION IN SOUTHERN CA  
TRUCKS, TRAILERS, SPECIAL MOBILE EQUIPMENT  
MOTOR HOMES, AND CARS  
DMV RUNNER SERVICE  
CLASS C DRIVEAWAY - GETAWAY DRIVER  
15708 E. Grovcenter St. • Covina, CA 91722  
Cell: (626) 391-2167 • Home: (626) 814-2196



**Dick Dias**

2900 E. Monte Vista Ave. P.O. Box 1628 Turlock, CA 95381  
209-634-2948 FAX 667-9032 800-624-6091  
Manufacturers of Quality Custom Metal Products

# JAY'S WWII JEEPS




Specializing in vintage  
WWII Willys MB/Ford GPW  
vehicles and parts


**1-844-WW2-JEEP**

Jay Hinton | Napa, California USA | 1-844-992-5337 | [jay@jaysww2jeeps.com](mailto:jay@jaysww2jeeps.com)

## Mother Lode Detachment 1080




Nathan Moeller  
Cell 916 717 7604  
[0311usmc8152@gmail.com](mailto:0311usmc8152@gmail.com)



**Mike Fedyk, (North Bay VP East, Divisions), 707, 415, 628**

**(916)809-2969**

**bigmike405@hotmail.com**



Howdy MVerS,

As California continues to open up, I'm finding a few more events around town. Last Sunday Larry Ryland and myself participated in a cars and coffee event in Winters CA. The weather was pleasant and the turnout was good. Larry brought his decked out HMMWV. He has done a great job displaying it period correct including spent 50 cal. rounds scattered on the floor. There were some nice classic cars as well as hot rods.

I brought the HEMTT to the event. It continues to run great after the engine rebuild. Lots of interest in our MVs as usual.

There is always lots of interest and questions about our MVs.

We headed home after the event and parted ways. Unfortunately there was a breakdown. Larry's HMMWV driver's side tire shredded. He pulled over to swap it out with his spare. Upon using his Mil surplus truck jack, he found out the hard way that it didn't work. He had to call in reinforcements. His girlfriend brought out some tools and a working jack. After a bit of wrenching, he was back on the road.

Eagle field is just around the corner so get you vehicles ready. As always, please send me any events or projects you are aware of or working on so I can share with the group.

Big Mike...

*Photos by Big Mike*



# REPORT FROM SPEARHEAD VI

(Part 4)

By Scott Rohrs

This is an after action report from the driver of Jeep 6. Part of the American Military Vehicle Squad "Spearhead VI". Over the next several months I will chronicle the adventures and experiences of Jeep 6, driven by myself, Scott Rohrs. I hope you enjoy these stories and maybe inspire or assist you in your own trip to the hallowed ground of the battlefields of Europe.

June 1<sup>st</sup> started early as we got up checked our Jeeps and choked down some bread, coffee and fruit. By this time I was over the cheese in the mornings. I could not resist the fresh croissants! The bread in France was truly excellent! We loaded up and headed to meet with the Norwegian group who were billeted in a 10<sup>th</sup> century farm just behind the German cemetery outside La Cambe. The scene is exactly how you would expect. The ancient French farm with stone square compound and beautiful green pastures surrounding the property. The walls of the compound even had slits in it to shoot arrows against invading forces. In the middle was a great line up of WWII jeeps ready for the day's dispatch. We did a meet and greet with the Norwegians and then headed out toward Carentan and a crossroads called "Dead Man's Corner".

The D-Day Experience Museum is located behind the house that was at the crossroads of the famed corner. This was an airborne museum with outstanding displays of field gear, an actual American wooden glider with a Jeep on board. The museum also had a cool feature by way of a C47 that visitors would load up in and it would simulate what the ride was like for the American paratroopers who flew in on the early morning of June 6<sup>th</sup>. When you looked out the windows you could see other planes on fire and paratroopers jumping out. The ride was complete with a crash landing in a field and smoke filled the cargo area as we were ushered out of the aircraft. An interesting note that the C47 simulator was the one that was used in the TV series Band of Brothers.

The original house on the corner is a museum also! Every room had mannequins and displays of how the German's were set up during the defense of that crossroad. The displays that I saw in France were world class! The equipment was all original field gear and uniforms and the mannequins are so life like. It was very impressive!

From the crossroads we headed a few miles up the road toward Utah Beach. We came to St. Marie du Mont. This was the first town Liberated by the famed 506<sup>th</sup> Parachute Regiment, Easy Company. We pulled the convoy into town and parked right in the church square in the middle of town. Remember; when you are rolling in a convoy of WWII vehicles you always get the preferred parking! The town was teeming with rigs, reenactors and tourist. The group split up a bit and we headed to Brencourt Manor. This was the farm where the famous first assault to take out the German artillery pieces by Easy Co. took place. There is a nice marble stone commemorating this action and a bronze relief map showing where the guns were placed and how the assault went down. Almost on queue, as we were reading the plaques and taking pictures, a flight of American Blackhawk and Chinook helicopters from the 101<sup>st</sup> Airborne flew over the site.

From that site we were headed for the beach. Utah Beach that is. We arrived just as the museum closed. The gift shop was open and all of the monuments outside were available to visit. You could see why this landing zone took fewer casualties than Omaha, due to the terrain and not as heavily defended. We of course had to get some sand on the tires. We were the only vehicles on the beach. It was awesome cruising up and down the shoreline. We stopped to get some really nice group photos of the troop.

Next stop was St. Mere-Englise, just inland from Utah Beach was the town. This was another strategic objective for the allies in their push inland from the coast. This is where the legend of the Paratrooper who spent D-Day hanging from one of the spires of the church in the middle of town. As we rolled into the square the first thing I saw was that trooper still hanging from that church spire. At least a mannequin with all of his jump gear was still hanging in the spot. The square was full of people. The town folks were mingling and drinking at the pubs with active duty members of the 101<sup>st</sup> AB and 82<sup>nd</sup> AB Division members. The active duty troopers were part of the demonstration drops that were going on throughout the days leading up to June 6<sup>th</sup>.

Scott...



# By MVCC member Lee Edwards

## Memorial Day BBQ at Camp Lee

Thanks to all those that made the trek to the Memorial Day BBQ at Camp Lee in Livermore. We had about 120-140 crazies ranging from family, friends, Veterans, MV enthusiasts, gear heads, cowboys, and who knows what else. We even had a WWII Veteran and the USCG Captain of the Port, San Francisco Bay Region. QUITE A GROUP.

Some of the MV's that showed up included Tim Bowman's GPW and half track, Ed Robert's GPW, Aiden McMackin's M20 Armored Car, my M5A1 Stuart tank, 1944 CCKW, 1/2 ton command car, Kim Sievert's M5A1 Stuart tank, Andy Shyer's M37 and other misc towed equipment.

A very special thank you goes to Karen Bowman who volunteered to do the cooking. THANK YOU THANK YOU THANK YOU.

It was great seeing all the old timers as well as some new faces. Helps to keep the club moving forward. Maybe next year I can arrange some sort of fly by???. Until then, you are welcome to stop by and share a beer or soda and do a little shopping too!

Lee Edwards

*Photos by Johnny or Christina Verissimo*



# CLASSIFIEDS PAGE 1

Way back in November, 2019, a fire ripped through my town of Paradise, Calif. My M151A1 M.U.T.T. Burned to the ground. Heart breaking, to say the least. Now, it's 2021 and I'm now ready to rebuild another M151.

**Wanted: M151A1.** I would like one tilted or in non-op status. It doesn't need to run, and I can fix electrical issues. Hell, I'll take one that's been converted to 12 Volts. So if you have an extra 151 in a field or barn or even in a mini storage, contact me.

Doug Vandegrift 530-521-9355 [Spy\\_d@ymail.com](mailto:Spy_d@ymail.com)

**FOR SALE** - COMPLETE and WORKING radio for Jeep.

Transceiver BC 659, 5 spare tubes, telescoping antenna, handset, earphones type 49456, battery BA-41, alignment tool, Spare front plate, manual. Power supply PE 117, including cable and case with 7 crystals (2) Battery boxes CS-79-N (no batteries) Anti-shock mounting FT-250-A plus legs. Jeep-mounted antenna (6 piece antenna in bag, antenna base, mounting bracket to Jeep). Junction box and under seat tube for connecting power supply to Jeep battery, interference suppressor (no cover)

\$1,400. George Cooper, [gcooper@berkeley.edu](mailto:gcooper@berkeley.edu)

**For Sale:** GPW Engine, Serial Number 144723, no manifolds. GPW block and parts, Serial Number 18971. CJ-2A complete frame with front and rear differentials with 15" Jeep wheels. Contact Alvin Rentsch (707)972-8726

**Want To Buy WWII Jeep and Dodge WC 62 parts:** Looking to buy a "driver" WWII Jeep. Must look nice and be relatively correct. Not looking for a garage or 100% show queen. Also looking for running boards assemblies, spare tire bracket, and head light brush guards that will fit a 1943 WC 62/63. Lastly, looking for many usable 9:00x16 NDT tires. Thanks, Kalvin [1898kma@gmail.com](mailto:1898kma@gmail.com). Or 805-458-7291.

**Wanted:**  
M151A2 manuals, Brad Carrott

**Wanted:**  
RT-524 and RT-442 Radio's set.

**For Sale:**  
Small Siren 24volt for a military Jeep. \$450.00

**For Sale:**  
M151A2 NOS steering wheel. \$170.00  
Contact Brad Carrott (831)345-0372

**Wanted** - Looking for a rebuildable GPW Engine. Prefer early.

Call Lee (707) 328-2316

**For Sale—M-37**  
Dodge, 1953, for sale.  
Santa Cruz, area.  
\$5800.  
Call 831-588-3866

**For Sale:** RT-1523 / pre-119 SINGARS radio (demil, nonfunctional, for display only) includes dismantled 8523 battery box. No internal cards or components. No mounts or other accessories Included. Not for export. \$450. Brendan (650)759-3983" **8-20**

**For Sale:** M211 complete cargo truck, metal cab, winch, was a great runner till rats ate engine wires. M211 Truck Tractor, winch, good parts truck, motor and transmission in it, both trucks go together, best offer. - WW2 Engineer trailer, 5<sup>th</sup> wheel, 8 wheels in the rear, flat bed, best offer. Mike Killeen, (530)601-7166 **8-20**



**Classified Ads** are free for military vehicle related items and kit for MVCC members. Your ad will run for three issues. Your editor will only accept ads in writing. Please submit ads by the 15th of the month. The MVCC is not responsible for omission's or incorrect wording and or spelling. The MVCC reserves the right to edit ad copy for space. **Please email stuff for sale to Johnny Verissimo, [istanbull@sbcglobal.net](mailto:istanbull@sbcglobal.net)**

**Visit our website: [www.mvccnews.net](http://www.mvccnews.net) & [www.facebook.com/MVCCCAMPLYMOUTH](https://www.facebook.com/MVCCCAMPLYMOUTH) 18**

## CLASSIFIEDS PAGE 2

### FOR SALE MILITARY VEHICLE COLLECTION

1) **1942 Dodge WC 53 Carryall** in running/driving condition 5 new tires, new master cylinder new wheel cylinders, all lights function correctly, very rare and desirable vehicle. \$45,000.

**SOLD** 2) **1943 White half-track**. Runs and drives, new starter, starts and stops. New front tires. Lights are not connected at this time. All new interior. Seat backs and bottom cushions from Beachwood Canvas. Beachwood canvas cab top as well. \$50,000. Street legal in California.

**SOLD** 4) **1944 Dodge WC 52** original 6 V barn find, all wiring still original, all original wood bed new master cylinder, new wheel cylinders. New tires, runs and drives, lights not working at this time. \$12,000.

5) **1945 Ford GPW** very good condition. Runs, drives, starts and stops. New master cylinder, new wheel cylinders, 50 caliber machine gun M 31C pedestal mount, Combat rims and a BC 659 jeep radio. \$25,000.

**SOLD** 6) **Ford GPW**, VIN 108038, Date of Delivery 4-23-43. Was restored 10 years ago by a specialist but never driven, kept in a safe garage. Every item is absolutely correct with many F-marked components and bolts.

New Beachwood Canvas summer top and seat covers, new Denman American tires on correct combat rims, correct OD paint. Engine runs very quiet and has excellent oil pressure. Original 6-volt electrics. Clear title and current registration. A steal at \$20,000. Located in Santa Barbara.

7) **K 38 Telephone Trailer**, restored, very rare, attaches to a Jeep. \$2,500.

All vehicles are in running/driving condition. They all start and stop. All vehicles have new master cylinders and new wheel cylinders except for the half track. Its brakes and Hydro Vac system function correctly.

All of the vehicles have combat rims and new tires, Tubes and flaps except for dodge 1944WC 52 the one with the markings C 14 , has older tires. Will sell the whole lot or individual vehicles. Vehicles are located at the Santa Barbara Motor Pool, Santa Barbara, CA

If you have any other questions you can call me Robert at 805-699-1827 or 805-259-9178

email [rgracing57@gmail.com](mailto:rgracing57@gmail.com) or call Herman at 805-964-9449 **8/20**

**FOR SALE**—M2 halftrack recreation general Patton used to train his troops in California Desert original drive train runs needs a couple little things to be perfect \$125k the M3 scout car recreation of his that he used in Sicily original drive train runs drives has skate rail gun mounts display guns \$125k

(951)634-6088 [Siwekbrian@yahoo.com](mailto:Siwekbrian@yahoo.com)



# CLASSIFIEDS PAGE 3

**For Sale:** 1945 Willys Military Jeep. Engine removed, but jeep in good condition. \$10,000.00

**For Sale:** 1945 Ford Military Jeep. Runs good. Jeep in good condition. \$8,000.00

**For Sale:** Ford military jeep engine mounted and running complete. \$4,500.00

**For Sale:** Ford military jeep engine mounted and running complete. \$3,200.00

**For Sale:** Willys civilian CJ Jeep engine mounted and running. \$3,200.00

**For Sale:** 1953 Strick military jeep trailer. \$1,100.00 Call Harold Tufenkjian, (559)266-7520. Located in Fresno, California

**For Sale:** 1954 M38A1 Jeep in excellent rust-free operation condition. Starts and runs well. All original-no damage, nothing missing. Low mileage. \$11,500 OBO. Pictures below. Call Allen for more info: (559) 659-2717.



**For Sale** - WC52 w/radios/winch 12 volt, 3rd owner, was stored and used for parades, and car shows, Has a few dings. sold as is!, where is!. No trades! I have a title! \$14,000 .Contact: [Sultangear@gmail.com](mailto:Sultangear@gmail.com) Rick Sultan. Location: S.Oregon, off I-5 exit 24 **8-20** Location: S.Oregon, off I-5 exit 24



# CLASSIFIEDS PAGE 4

**For Sale: 1941 Dodge WC-22 ½ Ton Weapons**

**Carrier** in running/driving condition, correct engine group, T212, 3 top bows and gun mount included, mostly original parts. Has been kept in a garage and never driven after restoration. Original manuals and many duplicate parts included.

\$25,000

Located in the Santa Cruz area, Susan Dias, 408/888-9717



**For Sale: 1965 M37**  
USMC original except new tires and brakes, \$12,000.00.

707-382-3865 or [southfork-ric@gmail.com](mailto:southfork-ric@gmail.com)



## Military Vehicle Preservation Association History In Motion

Since 1976 the Military Vehicle Preservation Association's mission is to provide an international organization for military vehicle enthusiasts, historians, preservationists and collectors interested in the acquisition, restoration, preservation, safe operation, public education and display of historic military transport.

### All membership types include all MVPA Periodicals

**U.S.A. MEMBERSHIPS**

- Second Class Postage - \$50.00
- First Class Postage - \$75.00

**MEMBERSHIPS OUTSIDE THE U.S.A.**

- Canada Economy Air - \$60.00
- International Economy Air - \$70.00

**OUTREACH SPONSORSHIP**

- To US Organization or School
- Second Class Postage - \$50.00

**Electronic Membership**

- Worldwide E-Membership - \$35.00  
(Does not receive Printed Publications)

MVPA Recruiting Member \_\_\_\_\_ Membership Number: \_\_\_\_\_

Name of Applicant \_\_\_\_\_

Address \_\_\_\_\_

City \_\_\_\_\_ State \_\_\_\_\_ Zip \_\_\_\_\_

Telephone \_\_\_\_\_ E-mail Address \_\_\_\_\_


16 Digit Credit Card # \_\_\_\_\_

Exp. date \_\_\_\_/\_\_\_\_/\_\_\_\_ Signature \_\_\_\_\_

Complete this application and mail with a check or money order (on a U.S. bank in U.S. funds) to the address below.

**MVPA PO Box 520378 Independence, MO 64052**

Phone: (800) 365-5798 E-mail: [hq@mvpa.org](mailto:hq@mvpa.org) Fax: (816) 833-5115





Photos from Lee's Motor Pool Memorial Event 2021, Photos by Johnny Verissimo



Lee's M5 Stuart Tank



Kim's M5 Stuart Tank

# Military Vehicle Collectors of California Merchandise 2021



**Front**

**Back**



## 2021 MVCC Camp Plymouth

Tshirt. This year we chose A  
**WW2 Theme, Olive Drab Tshirts**  
 Size: S,M,L,XL - \$20 each  
 Size: XXL, XXXL - \$22 each

## Zip Up Hoodie Sweaters, Limited Edition, ONLY 21 MADE!

Sizes: S,M, L, XL - \$60 each  
 Sizes: XXL, XXXL - \$65 each  
 (Olive Drab Color)  
**Limited Quantities**, Call Don Gomes for pre-orders  
 (209)765-1273

**Everything will be for sale at Camp Plymouth 2021! Come by and check out the MVCC HQ Store for more**



**40<sup>th</sup> Anniversary** MVCC Patch  
 4 inch  
 \$3 each



**25<sup>th</sup> Anniversary**  
 MVCC 4 inch  
 patch  
 \$4 each


**Custom MVCC Name Badge**  
 \$10 each shipped to you!



**MVCC Patch**  
 3 1/2 inch  
 \$3 each



**MVCC Magnate**  
 3 inch  
 \$2 each



**MVCC Sticker**  
 3 inch  
 \$2 each



**MVC C Sticker**  
 2 inch



**MVCC Antenna Flag**  
 Custom Made!  
 \$25 each



**MVCC Hats!**  
 \$20 each!



**2021 Camp Plymouth Artwork**  
 Metal Sign.  
 11.5 X 14.5 size  
 \$25 each



**D-Day License Plates**  
 \$15 each

MVCC License Plate \$15



**How to purchase:** You can email or call your order in to **Don Gomes(209)765-1273**. He will let you know if its in stock and give you a shipping quote. **How to pay:** Check or Money order. The club is working on getting a paypal account but its not ready yet. **Shipping:** Average shipping is \$6.99 but if it's a really small order it can be less or if it's a large order it might be more, out of country is more. **Ships from Gustine, Ca.** Email at [istanbull@sbeglobal.net](mailto:istanbull@sbeglobal.net) Any questions please ask! WE also have a few previous years event tshirts and other stuff like coffee mugs etc. **Mail payment to MVCC**, Christina Verissimo, 850 Elm Ave, Gustine, Ca. 95322



**Military Vehicle Collectors of California**  
*Dedicated to the acquisition, restoration, preservation, safe operation,  
 Public education and display of historic military transport*



**WE WANT YOU**  
**TO JOIN / RENEW**  
**YOUR**  
**MVCC**  
**MEMBERSHIP!**



**INVOICE**

Life Members should disregard this notice. THANK YOU for your support! If you have already renewed, THANK YOU! please check the date code on your newsletter mailing label and membership card.

*Please enter an e-mail address for possible future methods of communication.* If you list MVs or related hobby interest, it will show up on membership lists the MVCC Officers receive. Sometimes we want to contact members with certain MVs about displays or movie work. Note that you may opt-out of having contact or hobby information published in the next Member Directory booklet.

This is your application. Separate it from the newsletter, fill it out, and fold it put it in an envelope with your check inside, apply postage, and mail it. Simple!

\* = required fields, please PRINT

\*Name \_\_\_\_\_ MVPA #if applicable \_\_\_\_\_

\*Address 1 \_\_\_\_\_

Address 2 \_\_\_\_\_

\*City, State, ZIP \_\_\_\_\_ Country \_\_\_\_\_

Home phone \_\_\_\_\_ Cell phone \_\_\_\_\_

E-mail address \_\_\_\_\_

I DO / DO NOT want my contact information in the Directory (circle one)

List military vehicles you own (year, make, model) and/or related hobby for the next Directory. Help those with similar interests find you. Use separate sheet if necessary.

\_\_\_\_\_

\_\_\_\_\_

\_\_\_\_\_

MEMBERSHIP (check one) (Term is 1 full year!)

- \$40 Regular Member newsletter mailed
  - \$90 Regular Member for three years Newsletter Mailed
  - \$30 Regular member newsletter Online
  - \$70 Business Member (includes one, 2"x 3.5" ad in each newsletter (business card). A Business Member may also hold another class of Membership
  - \$65 Regular membership newsletter Online for 3 years
- ASSOCIATE MEMBERS** (spouse or significant other, and/or children under 18). Includes membership card. Only spouse has voting rights.  
 One newsletter delivered per household  
 \_\_\_\_\_ Associates @ \$5.00 each per year, Membership Badge \$10 Each.

Replacement badges \$ \$10 EACH Amount enclosed \_\_\_\_\_

Print Associate Name \_\_\_\_\_ Relationship to Member \_\_\_\_\_

\_\_\_\_\_

\_\_\_\_\_


\_\_\_\_\_

\*I DO / DO NOT want my MVs or hobby interests listed in the next Directory (circle one)

Christina Verissimo, c/o MVCC Treasurer,  
 850 Elm Street Gustine, Ca 95322  
 Make checks payable to the MVCC



# Vote!



## 2021 MVCC Board Election Ballot

Return by August 31, 2021

We welcome you to vote for all board positions. A blank does not represent a NO vote. If you add a write in candidate please confirm they are willing to run for the position nominated. Fold, seal, stamp and return to the address on the back. Thanks.

**President:** Chris Thomas \_\_\_\_\_

Write in \_\_\_\_\_

**Secretary:** Johnny Verissimo \_\_\_\_\_

Write in \_\_\_\_\_

**Treasurer:** Christina Verissimo \_\_\_\_\_

Write in \_\_\_\_\_

**Central Coast VP:** Charles Tope \_\_\_\_\_

Write in \_\_\_\_\_

**Central Valley VP:** Don Gomes \_\_\_\_\_

Write in \_\_\_\_\_

**East Bay Vice President:** Andy Shyers \_\_\_\_\_

Write in \_\_\_\_\_

**North Bay East VP:** Mike Fedyk \_\_\_\_\_

Write in \_\_\_\_\_

**North Bay VP:** Scott Rohrs \_\_\_\_\_

Write in \_\_\_\_\_

**Northern Region VP:** Dave Porter \_\_\_\_\_

Write in \_\_\_\_\_

**South Bay VP:** Kurt Lesser \_\_\_\_\_

Write in \_\_\_\_\_

Now that you have voted please tear the page out and mail it to the address on the next page. The address is already on this page for your convenience. Just fold it, put a stamp on it and mail it to the address already provided.

Thank you!

Johnny Verissimo, MVCC Secretary

764-5924B-2469-2B 901(KID94) # 4901



Fold here

---

Military Vehicle Collectors of California  
C/O Johnny Verissimo

850 Elm Ave.

Gustine, Ca. 95322

Place Stamp  
Here

MVCC Election Committee  
C/O Randy Canova

2571 El Vita Way

Carmichael, Ca. 95608

---

Fold here