




WEST COAST



the

CALIFORNIA



MILITARY VEHICLE

COLLECTOR

NEWSLETTER



EDITOR: Johnny Verissimo

September 2020

VOL. XLIII



The above is a photo I bought. On the back it says Acme Newspapers, Inc, Atlanta Bureau. The description on the back says the following: "Gee, wish I was driving this thing!" LA Grange, Ga.- so these youngsters might exclaim as they clamber over and under one of the Army's blitz buggies, driven by members of the Second Armored Division enroute to "Battle of Tennessee" maneuvers, where they will participate in a surprise attack sometime next week. (Acme Photo, Date June 14th


MVCC PRESIDENT'S MESSAGE



Chris Thomas, MVCC President

(559)-871-6507

moparacer@sbcglobal.net




Hi MVCC!

The world is still here and cabin fever is striking some harder than others. But there is light at the end of the tunnel and no it's not a train (done that). If things work out, we may have a pop up mv rally later this year. It may be another Eagle Field or some other secure location, time and case count will only tell. Some things that *are* happening is the American Armory Museum's October Demo Days – see inside for more info. This is a great chance to see people and watch MV's in action. I'm loading up Ginger Jeep and we're goin'. SCMVCC is having a rally Sept 30th-Oct 4th at Lytle Creek sounds fun, I think I'll be going down to say hi and check it out.

With a little extra free time, I've been digging in all of my storage units and looking at what the next project shall be. What do you think. M5A4 High Speed Tractor? 1943 Diamond T Cargo? Or CCKW F3 Airfield Refueling truck? Let me know what you would like to see me bring for Plymouth 2021? Email or post on the club Facebook page!

Well that raps it up from here. Hope you all are safe and well, and always --- Thanks for hanging in there.

Chris Thomas – MVCC President



**THE WORLD'S LEADING SUPPLIER
OF MILITARY VEHICLE MANUALS**


**WWW.PORTRAYALPRESS.COM
TOLL-FREE: (855) 339-0382**

MVCC STAFF/OFFICERS



**John Verissimo, Editor, Secretary,
Quartermaster, Co Treasurer (209)918
-0488**

istanbull@sbcglobal.net



Christina Verissimo, Treasurer

(209) 918-0388

crstna_vrsmo@yahoo.com

If you have any questions or have information regarding a meet or activity in your area, contact your regional vice president or any of the officers to let them know. Be sure to visit our website for any last minute activities or changes to activities/events. Please submit information regarding upcoming activities to the newsletter editor at least two months before the scheduled event. All articles must be submitted to the newsletter editor by the 15th of each month.

Visit our website: www.mvccnews.net & www.facebook.com/MVCCAMPETALUMA

MVCC STAFF/OFFICERS



Webmaster: Sean Nichols - etnoise400@hotmail.com

www.mvccnews.net (775)-424-3813



Hello MV'ers!

Giving into peer pressure, here are more words from your Webmaster.

Here in Northern Nevada, it's been at or nearly triple digit warmth for weeks now. But that hasn't stopped me from doing more work on my HMMWV restoration and getting out to an actual event!


After doing some shakedown runs around the block, my HMMWV developed a leak in the power steering box input shaft. Which is strange, because it wasn't leaking in the truck it came out of. But with the help of Damon Viola (Yes! That guy from Jeep Talk!) we got the seal replaced and the box re-installed. Next up is a leaky transfer case front output seal. Eventually I'll throw enough new parts at this thing so that I can bring it out to Camp Plymouth under it's own power.

Our local Reno group got together to support the Disabled American Veterans car show with Honor Flight Nevada. There were 170 cars in attendance and that wasn't counting the 16 military vehicles! We had a wide array of MVs and a really nice uniform and field gear display.

And finally, since we're mostly cooped up at home, go out in the garage, shop, barn, Quonset hut, maintenance tent, backyard, field, storage lot, etc., and work on something! Keeping busy on projects is a great way to fend off boredom, and buying new parts for your project from the numerous vendors in our hobby helps keep them afloat in these difficult economic times. Or maybe clean out that cache of parts in the aforementioned areas and stage them for the next swap meet. Either way, go do something OD related, further your hobby, have fun, and keep looking forward to the next time we can all be together. As Red Green would say, "Remember, I'm pullin' for ya. We're all in this together."

Sean Nichols

Jimmy Strauss
The Expert in Military Vehicles



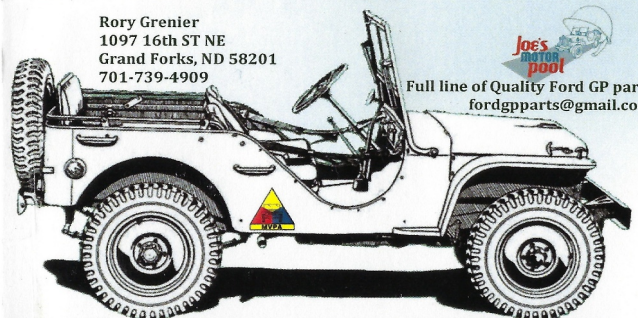
530.919.2355
jimmystrauss@hotmail.com
www.jimmystraussjeeps.com

WILLYS AMERICA
QUALITY PARTS & RESTORATIONS FOR COLLECTORS



1946 - 1964
Willys - Overland
UTILITY WAGON, TRUCK, SEDAN DELIVERY & JEEPSTER
www.willysamerica.com
(707) 632-5258


Rory Grenier
1097 16th ST NE
Grand Forks, ND 58201
701-739-4909



Full line of Quality Ford GP parts
fordgpparts@gmail.com

Joe's Motor Pool - GP, GPA, MB, GPW, Dodge Parts

MIDWEST MILITARY, INC.
www.midwestmil.com



PARTS & TRUCKS
BUY • SELL • TRADE • RESTORE
REPRODUCTION SHEETMETAL

JOHN BIZAL

Phone 952-440-8778 • Fax 952-440-8776
16075 Hwy. 13 South, Prior Lake, MN 55372

Visit our website: www.mvccnews.net & www.facebook.com/MVCCAMPETALUMA

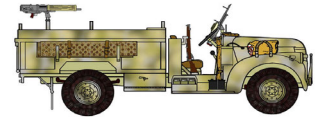
MVCC BOARD MEMBERS REPORT



Jack Valenti, (Central Coast VP)

Divisions 831, 805, 820 ,408 South. LRDG@PRODIGY.NET

831-595-3487



The new newsletter editor is already clamoring for articles. If he doesn't get them in time he's threatens to quit, and since he just got started, we don't want that to happen. Do we?

Well the Porsche event (July 11th) came off without a hitch. Ended up it wasn't where I thought it was going to be. I thought it was going to be at Gizdich Ranch in Watsonville; famous for all of the fruit they grow and the even greater pies they make on site. Instead it was at "Rancho Santa Maria" which is a working cattle ranch. I found out the "hacienda" was a former Convent. They had great view of the whole Watsonville area.

Now there is been a guy (here in Pebble Beach) that has been working on a 1942 Jeep for the last couple of years, I have been unable to locate him and have seen him drive by the house several times; but was unable to flag him down, as he was going at a pretty good clip. Well it finally happened, he was driving by with his two kids and a friend and I was able to get his attention and flagged him down.

I opened my garage so he and the boys could see my jeep and we talked, found out his name; "Charles Tope" and that he is already a member of MVCC, exchanged info and have added him to my local MVCC email list for "future events", if there are any.

He has done an excellent job on his jeep, indicating that he is looking for a "command car" for his next project.

Here are a few events still listed for later this year.

Oct. 10th "Cars in the Park" sponsored by the Marina Rotary on Sat. Oct 10th. Location is Vince DiMaggio Park, 3200 Del Monte Blvd. Marina event time 8:00 AM to 3:00 PM. Website is here <http://marinarotaryclub.org/cars-in-the-park-info.html>

Oct. 18th - Historic Town of San Juan Bautista, sponsored by the "Gold Coast Rods" on Sunday Oct. 18th from 8:00 AM to 3:00 PM. Website <https://www.goldcoastrods.org/san-juan-bautista-show.html>

Another I found in October that is still up on the internet is "Rods on the Wharf" on Sunday Oct. the 25th. [18th Annual Rods on the Wharf | October 27., 2019 | Custom House Plaza, Monterey, CA](#)

But I would suggest that you check to make sure they have not been cancelled before you decide to make the effort to attend.

FROM THE NEW EDITOR

Howdy All, hope all is well in your neck of the woods.... A Few things, I wanted to acknowledge the 75th Anniversary of the End of World War 2 which was VJ Day August 15th 2020. Many of us restore and collect WW2 military vehicles and memorabilia which means we have done our homework on the history of many of these collectables so we know some history of WW2 in one way or another. My room at my house looks like a tribute to WW2 with all the collectables so I've done my reading on WW2 history. 75th Anniversary is kinda scary because that means our WW2 vets are that much older. See a vet thank a vet before its too late.


The July/August newsletter in color was a one time deal that we will reserve for special issues. Color issues are expensive to have made every month. If you want a color issue every month just switch to getting it online because all online issues are COLOR.

Thank you to all the writers/board members for their monthly articles because without you all there would be a lot of blank pages. So thank you all for helping me make the newsletter...I'm always looking for articles and or pictures, if you have something please send it to me and I'll check it out. The newsletter is a great way to hook up with hundreds of MV hobbyists'.

Chris Huges (Toadman) will be joining our writing staff. Chris travels to a lot of museums and takes pictures of a lot of special interest military vehicles, I consider him a book of knowledge. Dan McCluskey is the SCMVCC President so we welcome him and information from our brothers in the south.... Everyone stay cool and safe... Johnny... :)


Visit our website: www.mvccnews.net & www.facebook.com/MVCCAMPETALUMA

Mother Lode Detachment 1080
 Nathan Moeller
 Cell 916 717 7604
 0311usmc8152@gmail.com



Woody's
 WOODY'S GOLF & INDUSTRIAL VEHICLES

Chris Dias
 Sales, Parts, Rentals & Service


Authorized Dealer

 The #1 Golf Car in the World!

P.O. Box 1628
 Turlock, CA 95381
 2900 E. Monte Vista Ave. fax 209-667-9032
 woodyscarts@yahoo.com

209-634-2948
 800-624-6091

JAY'S WWII JEEPS

Specializing in vintage WWII Willys MB/Ford GPW vehicles and parts




1-844-WW2-JEEP

Jay Hinton | Napa, California USA | 1-844-992-5337 | jay@jaysww2jeeps.com

Woody's
 MANUFACTURING

Dick Dias

2900 E. Monte Vista Ave. P.O. Box 1628 Turlock, CA 95381
 209-634-2948 FAX 667-9032 800-624-6091
 Manufacturers of Quality Custom Metal Products



ANGUS SMITH
 Vice President of the Board
 Cell: (831) 240-5311
 AngusJSmith@Frontier.com


**GENERAL PATTON
 MEMORIAL MUSEUM**

62510 CHIRIACO ROAD
 CHIRIACO SUMMIT, CALIFORNIA 92201
 www.GeneralPattonMuseum.com

Smith Chevrolet Cadillac, Inc.
 "Where service comes first since 1926"
 1601 Auto Mall Drive
 Turlock, CA 95380



Lee C. Smith
 Owner
 (209) 632-3946
 (209) 988-8832 Cell
 (209) 667-7157 Fax
 leesmith@SmithChevroletCadillac.com
 smithchevroletcadillac.com




Find us on Facebook

Ray Del Pino  **DMV License #VV17807**

ANTIQUÉ • CLASSIC • MODERN
 VIN NUMBER VERIFICATION
 AT YOUR LOCATION IN SOUTHERN CA
 TRUCKS, TRAILERS, SPECIAL MOBILE EQUIPMENT
 MOTOR HOMES, AND CARS
 DMV RUNNER SERVICE
 CLASS C DRIVEAWAY - GETAWAY DRIVER
 15708 E. Grovecenter St. • Covina, CA 91722
 Cell: (626) 391-2167 • Home: (626) 814-2196

Brad Smardo
 I Pay CASH For Military Items

Smardo-Militaria

No Item Too Small or Too Large
Cell (916) 521-6221
 bsmardo@hotmail.com

Uniforms, Medals, Guns, Paperwork, Rifles
 Patches, Helmets, Flags, Knives, Pictures
 Field Gear, Pins, Badges, Hats, Swords, Caps

Articles! Articles! Articles! from your neck of the woods. If you have something you would like to see in the newsletter just email it to me and I'll see about getting it in the newsletter, If you're a member in any state and have something you think is interesting please email it to me: Johnny_istanbull@sbcglobal.net :)

If you want more info on the MVCC check out the web page and we are on facebook in two areas, look us up.


Visit our website: www.mvccnews.net & www.facebook.com/MVCCAMPETALUMA

FRONT LINES



Andy Shyers (East Bay VP) Divisions 510, 925, 341

510-832-4322 mvcc510925@gmail.com



Hello 510/925 MV'ers,

Hope you're all doing well and staying sane and healthy. Johnny has been after me for an article, but as you probably know, there's little going on and what is on the schedule is likely to change. What I know is in the newsletter. I have managed to sneak out for some vehicular adventures, but none with the M37 lately. School started today, virtually. New frontiers...teach a hands-on class virtually. If you have any ideas feel free to contact me!

Since I've exhausted all my adventures how about a small technical article? Every once and a while I have a mechanical success with a result that seems disproportionate to the work involved, here's one. Some time ago my students and I were discussing hydraulic dampers, aka. shock absorbers. I had the kids passing one around and testing it while we were talking about compression and rebound damping and all kinds of fun stuff. They seemed mildly interested, the M37 was on the lift, I had some extra shocks that came with the truck and the experiment was born. We plucked off the dampers and compared the existing ones with the "new" ones then put the "new" ones on. I drove the truck home and the change was substantial. They actually did something. This surprised me. I'd figured the combo of crazy high unsprung weight and leaf spring friction would mask any change. Upon returning to the Shop and describing the success of our change, the kids made fun of my frugal nature and strongly encouraged me to pick up some new shocks. After some research I found some new shocks of decent quality that fit the M37 and were even adjustable. They were also reasonably priced. The kids happily swapped the shiny new shocks onto the truck. The change was shocking! To give you an idea the ride quality is now better than it was and I'm running 15-20psi more in the tires. In addition the chains typically rattling around on the tailgate are now silent. The new dampers improved the comfort level of the truck immensely and it was both cheap and easy! Not a bad deal. For reference I drive the truck quite a bit and commute with it at 55mph all the time. This was one of the more worthwhile changes I've made. Now maybe Johnny will stop bugging me for articles...

Stay Healthy,

Andy





Visit our website: www.mvccnews.net & www.facebook.com/MVCCAMPETALUMA



Mike Fedyk, (North Bay VP East, Divisions), 707, 415, 628

(707)372-1311

bigmike405@hotmail.com




Howdy MVers

Starting to gain ground on the M977 HEMTT (DOD 1990) motor rebuild. Installed the aftercooler, supercharger and turbo. I used the tire crane with a fabricated extension to get it high enough to clear the heads. Aligning the turbo was a bit tricky. I needed to insure frictionless movement when the supercharger shaft was installed. It took a couple tries to align it but eventually I had it. I installed the oil pump which was a bit heavy and needed the correct shims to insure .005" gear slop. Next I installed the thermostat housings and associated lines. Installed the air compressor and it's lines. That was not fun. I had an intermediate shaft that had to align the gears. I was a sweating, grunting, sweating fool. I finally got the aligned and went together quickly after that. I muscled in the oil pump which was the last heavy item left to install. Most lines are installed. Next will be adjusting the valves, and running the rack. Mike~




Mike Fedyk's M977 HEMIT Engine Rebuild

Photo's by Mike Fredyk



Visit our website: www.mvccnews.net & www.facebook.com/MVCCAMPETALUMA

MVCC BOARD OFFICERS



Scott Rohrs, (North. Bay VP) West Divisions 707, 415, 628

415-259-8177 recon3rdid@yahoo.com



Hello North Bay West and beyond,

Well Fire Season 2020 is proving to be another difficult one. I haven't been able to do anything MV wise since the 4th of July. I went to work on the 6th of July and didn't get a set of days off until the 8th of August! I traveled from Gilroy to Coalinga and finally spending 2 weeks in the Modoc National Forest. With that said, I don't have much to report. I will have Part 2 of my Report From Spearhead VI. I am planning on doing a "shake down trip" for my 42 GPW P/U. I will take it on our annual hunting trip up to the property on the Mendo/ Humboldt line. That is if I am able to lube the zerts and change some fluids.

It will be interesting to see how this swap meet and show will be at the American Armor Museum in Fairfield in Oct. I am planning to attend and hopefully bring some stuff to swap. I hope to see members who are hungry for an event and parts.

I would like to recognize our new editor Johnny Verissimo for an outstanding first issue! Love the printed version, the color pictures and Johnny's touch to the newsletter! Keep them coming! Well-done sir!

Scott~



Photos by Scott Rohrs from his Spearhead VI



Visit our website: www.mvccnews.net & www.facebook.com/MVCCAMPETALUMA

REPORT FROM SPEARHEAD VI (PART 2)

This is an after action report from the driver of Jeep 6. Part of the American Military Vehicle Squad “Spearhead VI”. Over the next several months I will chronicle the adventures and experiences of Jeep 6, driven by myself, Scott Rohrs. I hope you enjoy these stories and maybe inspire or assist you in your own trip to the hallowed ground of the battlefields of Europe.

The date for departure was soon upon me and what was previously “way down the road” was now a day away. MVCC member Lars Aspelin was my traveling partner. He and I have been longtime friends who have traveled thousands of miles along the emigrant trails of the western states. He was also a veteran when it came to traveling through Europe. We developed our plan for the departure day and before we knew it we were airborne on our way to Paris, France. The flight was a long 11 hr. flight! The last 5 hrs. was brutal! No first class for us we were literally in the “back of the bus”!

We finally arrived at Charles De Gaulle airport, Paris, France. After clearing customs and getting our bags we started “humping” it to the metro and making our way to our rented downtown apartment. As soon as we got the keys and cleaned up, we were out on the town to find a street side café for a late dinner. We found a newer early 1800’s café with a traditional French meal and proceeded to order some vino to set our appetite. The next morning was our marathon day. Knowing that this was going to be our only full day in Paris, we started out on foot and logged 16 miles hiking through the city streets seeing as much as we could on foot. We managed to see the burned out Notre Dame church, Napoleon’s Tomb, the Eiffel Tower, the Arc De Triumph, we walked the Av Des Champs Elysees, and saw the Egyptian Obelisk. When we were at the Eiffel Tower we stood where the famous movies and pictures were taken of Hitler when he was touring his newly conquered city and country. When we walked the Av Des Champs Elysees I envisioned the countless American troops marching, driving their jeeps and trucks through the liberated streets. By the time the sun was going down (which was like 10PM) I was smoked! My legs and feet were truly aching after that day of sight seeing. The streets of Paris were packed and it was tough to get a table at a local café. It was summer and all the locals were out on the town socializing, eating, drinking, and of course smoking.

We got to bed late that night, due to the jet lag and the fatigue of from the day before we were awoke by the cleaning crew for the apartment! We had over slept, so we jumped out of bed and packed our rucksacks like we were “shot out of a cannon” and we were quickly back down on the streets of Paris, headed for the metro to make it to the train station and meet with the rest of the crew of Spearhead VI.

At the train station we grabbed a Coke and a baguette sandwich for the train ride ahead. As we approached the ramp we started to recognize familiar faces from home. Five members of the unit were there on the ramp “smoking and joking”. After the greetings and handshakes we quickly spoke about the experiences thus far on our adventure. The next stop was the port of La Havre where we were to pick up the jeeps from the shipping company the next morning. The train ride was about 2 hours though the French countryside, which was very relaxing. It was neat when we left the train station in Paris, the station, besides having modern style trains, looked, as I would imagine it to look during the war. The brick walls, the overhead power lines the streetlights and the apartments all made for the perfect backdrop for a Hollywood WWII movie. When we arrived at the train station in La Havre we experienced a torrential downpour of rain that lasted for about 20 minutes. In that time I’m sure at least 3 inches of rain fell!

Our quarters for that night were at a truck stop. This was a “one stop shop” for a shower, meal, beer, and a bed. The place resembled more of a military barracks than a motel.



M*a*s*h 4077
By Dan McCluskey

We all grew up watching the TV Show M*A*S*H and remember the stories, characters and military vehicles on the shows.

Last week, I was invited by Barry Rooney, President of the Malibu Creek Docent Association to visit Malibu Creek State Park and visit the site where M*A*S*H was filmed. The site has been cleared with areas for visitors to enjoy the hiking trails and take photos with the M*A*S*H Dodge in a WC54 Ambulance similar to the ones used on the show. Barry has been a volunteer with the California State Parks for over 20 years.

Barry was looking for a volunteer to complete an arrested restoration of the outside of the vehicle. It currently is in need of rust repair, body work and paint. The WC54 is on static display and has no running parts.

After visiting the location and assessing the vehicle I volunteered to complete the requested work and bring the vehicle back to my workshop in Simi Valley.

I have included a few photos from my visit and I will keep the club updated on the progress of this project. Also, on my way home I went down Mulholland Hwy to the little community of Cornell where they are rebuilding an old road bridge over Lake Enchanto and I went over a brand-new Bailey Bridge. Amazing that we are still using the same design of temporary bridge today.

When the M*a*s*h WC54 is completed members of the SCMVCC and their military vehicles will be invited for a dedication and unveiling at the site along with a plaque thanking the SCMVCC. The site draws over 4,000 visitors a month. To enjoy reading about the history of the site along with photos go to;
<http://www.malibucreekstatepark.org/MASH.html>

Link to the photos for this article

<https://drive.google.com/file/d/15OZViyBR6esGkgbv8GPfVlvaVYwQQXtb/view?usp=sharing>

Titles:

Amazing that I would find a Brand New Bailey Bridge out here.jpg

I do have a little rust to repair.jpg


No engine, trans or transfer case.jpg

They have 3 of these signs.jpg

Yes it does need a little Sprucing up.jpg


MVCC Member Dan McCluskey

Photo below taken by Dan

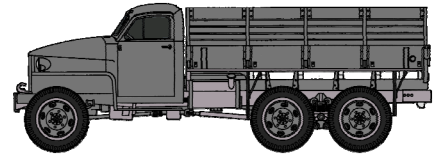


Visit our website: www.mvccnews.net & www.facebook.com/MVCCAMPETALUMA

MVCC BOARD CONTINUED



Don Gomes, (Central Valley VP) Divisions
209,559,661,760, 442
(209)765-1273



Hello MVCC Members,

I hope you are all staying cool and safe in this crazy world! As most of you already know, I'm always looking for WW2 bombs and M2 trailers for Froggy, my 1943 Gtbs Burma Jeep Bomb Service Truck. Back in March, I came across an M2 Bomb trailer and a Korean War-era 8ft practice bomb on Facebook. Luckily for me, I realized that the vendor was an old friend of mine, Brian Barrington, and was able to negotiate a decent price for the pair. My luck was wearing thin, however, because that was around the time that COVID-19 was becoming a serious ordeal. I needed to figure out an appropriate time to pick the trailer and bomb in downtown Oakland, CA so I invited my good friend Denny Clark, an Oakland native, to aid me in navigating the area. We set out with my truck and trailer on April 25th and managed to find the right address. I parked and left Denny to guard my truck and trailer while I went in pursuit of Brian. Brian and I caught up for a bit before I sealed the deal and began to move the equipment. What a sight we made as I pulled and Denny pushed the bomb along the Oakland downtown street towards my trailer! We loaded it up, strapped it down, and quickly headed back to my shop in Newman, CA. Once I unloaded the equipment I realized that there was a good sum of wrong parts that had accumulated on the equipment over the years, as well as two flat WW2 tires to repair. But on the good side, I managed to obtain the equipment I wanted despite the dubiousness of Oakland and the limitations of the pandemic!

KEEPING HISTORY ALIVE ONE MV AT A TIME!!



Pictures taken by Don Gomes of his new bomb

To the left Denny Clark is pushing the bomb through downtown Oakland, Ca. Above Johnny Verissimo (Me) is riding Don's new bomb. Don's plan is to eventually have 5 or six bomb trailers to pull behind his GTB Bomb Truck.. If you know of someone selling one let myself or Don know please, thanks.

Visit our website: www.mvccnews.net & www.facebook.com/MVCCAMPETALUMA

CLASSIFIEDS

FOR SALE: Because of recent surgery, I need to sell one of my M151A-2 Mutts which I was going to restore. It runs very well and is an over-all good project. It was a USMC tow vehicle. The paint is 34052. It never had R.O.P.S. It has a lot of body holes where the tow brackets were removed.

There are some small spots of rust on the body. It has lot of new parts, plus 4 extra tires and rims, a heater, and a N.O.S top.

It has been parked outside since June, when all maintenance was done. It is in San Luis Obispo County, California. It has a clear Arizona title. Asking price \$8000. A fact sheet listing all parts and photos are available on request.

Harry Leave a message at (805) 473-9705. 6-20

FOR SALE: 1944 International USMC 2.5 ton 6x6 M-5H-6 Cargo truck. Needs some TLC to get back on the road and running. This truck has the original bed with both fuel tanks and the winch, rust free open cab with top bows and windshield. Surface rust only. Was running and driving has sat for a year now. Will start with a battery and fuel. Very complete original older restoration. Clean title, California historical plates currently on non op.

Very rare WW2 Marine Corps truck.

\$7500 OBO Dave 408-805-0065 12-20

FOR SALE: 12ea 900x20 military bar tread tires.6 new tires need mounting. Also 6 on M35 rims, 85% turn in's. \$750obo 408-805-0065 vought@msn.com 10-20

FOR SALE: Ford GTB Parts, all sorts of GTB parts. I'm restoring another GTB but will have many extras including frames, engines etc. Make offers.

I also have a 1941 Dodge Radiator and some rims for sale. The radiator needs work. Taking offers. Don Gomes, Newman, Ca. (209)765-1273 7-20



WANTED: Looking for Willys M38-A1. Needs to be restored as I am no mechanic. Please contact Ralph hatland, Fresno, ca. Email: ralph@ralphhatland.com. (559) 903-0704.

FOR SALE: This is an M151A2 windshield that is a spare part that I got with my Jeep that I do not need. It is in fair condition and I am asking \$200.00 for it. It has 1 small chip in the glass that you can see in the last picture.

E-mail works best for me at rjheim38@comcast.net. Regis 7-20



Classified Ads are free for military vehicle related items and kit for MVCC members. Your ad will run for three issues. Your editor will only except ads in writing. Please submit ads by the 15th of the month. The MVCC is not responsible for omission's or incorrect wording and or spelling. The MVCC reserves the right to edit ad copy for space. **Please email stuff for sale to Johnny Verissimo, istanbull@sbcglobal.net**

Visit our website: www.mvccnews.net & www.facebook.com/MVCCAMPETALUMA

CLASSIFIEDS

For Sale: RT-1523 / prc-119 SINCGARS radio (demil, nonfunctional, for display only) includes dismantled 8523 battery box. No internal cards or components. No mounts or other accessories Included. Not for export. \$450. Brendan (650)759-3983" **8-20**

For Sale: M211 complete cargo truck, metal cab, winch, was a great runner till rats ate engine wires. M211 Truck Tractor, winch, good parts truck, motor and transmission in it, both trucks go together, best offer. - WW2 Engineer trailer, 5th wheel, 8 wheels in the rear, flat bed, best offer. Mike Killeen, (530)601-7166 **8-20**



FOR SALE MILITARY VEHICLE COLLECTION

- 1) **1942 Dodge WC 53 Carryall** in running/driving condition 5 new tires, new master cylinder new wheel cylinders, all lights function correctly, very rare and desirable vehicle. \$45,000.
- 2) **1943 White half-track.** Runs and drives, new starter, starts and stops. New front tires. Lights are not connected at this time. All new interior. Seat backs and bottom cushions from Beachwood Canvas. Beachwood canvas cab top as well. \$50,000. Street legal in California.
- 4) **1944 Dodge WC 52** original 6 V barn find, all wiring still original, all original wood bed new master cylinder, new wheel cylinders. New tires, runs and drives, lights not working at this time. \$12,000.
- 5) **1945 Ford GPW** very good condition. Runs, drives, starts and stops. New master cylinder, new wheel cylinders, 50 caliber machine gun M 31C pedestal mount, Combat rims and a BC 659 jeep radio. \$25,000.
- 6) **Ford GPW**, VIN 108038, Date of Delivery 4-23-43. Was restored 10 years ago by a specialist but never driven, kept in a safe garage. Every item is absolutely correct with many F-marked components and bolts.

New Beachwood Canvas summer top and seat covers, new Denman American tires on correct combat rims, correct OD paint. Engine runs very quiet and has excellent oil pressure. Original 6-volt electrics. Clear title and current registration. A steal at \$20,000. Located in Santa Barbara.

- 7) **K 38 Telephone Trailer**, restored, very rare, attaches to a Jeep. \$2,500.

All vehicles are in running/driving condition. They all start and stop. All vehicles have new master cylinders and new wheel cylinders except for the half track. Its brakes and Hydro Vac system function correctly.

All of the vehicles have combat rims and new tires, Tubes and flaps except for dodge 1944WC 52 the one with the markings C 14 , has older tires. Will sell the whole lot or individual vehicles. Ve-
 hicles are located at the Santa Barbara Motor Pool, Santa Barbara, CA

If you have any other questions you can call me Robert at 805-699-1827 or 805-259-9178

email rgracing57@gmail.com or call Herman at 805-964-9449 **8/20**

CLASSIFIEDS

For Sale:

Willys 6cyl Super Hurricane Motor. This motor was a running motor when pulled. Used in Willys P/U Trucks and Wagons from the 50's- the 60's. Will bolt up to T90 transmission. Motor is complete with Carb, Intake, Exhaust manifold, Generator, and Distributer. Black oil on the dip stick. Asking \$700


For Sale: 1955 M38A1 ¼ ton 4X4, DOD: 1-55. Running driving jeep. New canvas seats, newer rubber, new glass for windshield, 12v, comes with a bill of sale. _Great starter MV! Great to use as a hunting or trail jeep. \$4500 Firm (**Pictures below**)

For Sale:

Military Medical Stretchers, Great for your Ambulance, Mash Unit, or Battalion Aid station. Asking \$30 a piece, if bundle 2 or more \$25. Interested in any of the above call **Scott (415) 259 8177** **8-20**



For Sale - WC52 w/radios/winch 12 volt, 3rd owner, was stored and used for parades, and car shows, Has a few dings. sold as is!, where is!. No trades! I have a title! Contact: Sultangear@gmail.com Rick Sultan
Location: S.Oregon, off I-5 exit 24 **8-20**




Ione Memorial District
(209) 274-4936
705 S. Amador St.
PO Box 53
Ione CA 95640

IoneMemorialDistrict@outlook.com



Dave Porter (Northern Region VP) Divisions 530 & 916, 279

dnporter56@comcast.net (530)-677-5115



This is a follow up on last month's Military Vehicle Rescue story, where a Ford GTB, an international M-2-4 and the body of a Chevy K51 panel van were brought back to Northern California from Santa Paula and Agua Dulce in Southern California.

Not long after getting the wayward trucks home, I heard about another M-2-4 sitting among the various vehicles stored at Eagle Field, where it was being utilized as a parts truck by club member Corey Firman. Corey had recently finished bringing his M-2-4 back to operating condition (it was at Eagle Field in June) using some of the parts to replace missing pieces on his truck. He was after a transmission but the transmission on the parts truck was stuck, so he left it in place. I sent him a message asking if anything might be available, since I knew the Santa Paula truck needed a few pieces to complete it. It turned out that Corey had removed what he needed and generously let me have what was left of the truck. Thanks Corey!

Long story short, we agreed to relocate the parts truck to my storage location in Shingle Springs, where it would be readily available for any parts I might need, and remain accessible to Corey for anything he might need for his truck (like a piece of rear fender where someone cut a chunk out of the one on his truck). With the help of Chris Thomas, who volunteered to haul the parts truck to Shingle Springs and ended up digging the truck out from under a pile of dirt and concrete debris, the Eagle Field truck is now sitting near the Santa Paula truck. Thanks Chris! Between the two, I will be able to put together one good truck!

To my surprise, the parts truck turned out to be about 70% complete, including the engine, a bed with a rusted out floor and the stuck transmission. The grill is in excellent condition and will replace the severely bent grill on the Santa Paula project truck. Many other parts are present that will be transferred to the project truck, including the tool box, front lifting rings, fuel tank cover, hood and gas can carrier. It remains to be seen if either engine is free (parts truck and project truck), but at least I will have two engine blocks to work with.

I've also been doing a lot of research on the International M-2-4. As far as I can tell after attempting to read the rusty data plate, the Santa Paula truck has a Date of Delivery of 9-28-44. The serial number is normally stamped on the left frame horn, but the frame horns have been replaced with pieces of steel channel, and the data plate is partially obscured showing only _2-4-__2. So I created a graph of known serial numbers with corresponding dates of delivery and determined the estimated serial number for this truck is close to M2-4-9152, one of 600 trucks built near the end of production in September/October 1944 under contract 40397. I also uncovered the original registration number on this truck: USN-154790 in yellow letters on OD green paint (even though the data plate says U.S.M.C). Per the previous owner, it came from Port Hueneme Navy Yard. Since it's green with yellow numbers and not gray with black numbers, it was most likely a Navy Sea Bee truck. The data plate on the bed, which appears to be original to the truck, indicates it was built under contract 40397, which matches up with the late 44 serial number and contract number, and six digit registration number. ...Not that it's very important, but it's interesting to figure out some of the history of the truck.

The parts truck still has the serial number visible on the frame horn but the glove box door and data plate are missing. The serial number on the frame horn is M2-4-3429 which, using my graph, correlates to a date of delivery around 2-6-43, one of 4900 trucks built under contract 37471, the largest contract for M-2-4's during the war. I will attempt to uncover the registration number, which should still be there lurking under a layer of red primer and what looks like some kind of company logo sticker.

Keep 'em Rollin', Dave~



Visit our website: www.mvccnews.net & www.facebook.com/MVCCAMPETALUMA

Toadman's Second Annual San Jose to Tuscaloosa Road Trip Part 1,

by Chris "Toadman" Hughes

During the past two years, I've been cursed and blessed with having a daughter attend the University of Alabama(Roll Tide!) in Tuscaloosa, Alabama. Cursed due to the expense involved, but blessed by the opportunities that have been presented me to visit and photograph numerous military vehicles, aircraft, and pieces of ordnance during my many trips to and from Bama. Having just recently completed my second road trip to Tuscaloosa, I thought I'd share with you over a series of articles some of the places of interest related to military vehicles that I visited along the way.

Leaving San Jose at 3:30am on a Wednesday morning, my first stop was in Barstow, California. I stopped in Barstow specifically to visit and photograph an old M47 Patton tank that is on display at Centennial Park. It has been there for many years and is painted in the old MERDC(Mobility Equipment Research & Design Command) paint scheme of the 1970's and 1980's. Upon close examination of the tank, I was able to find old markings underneath the MERDC scheme that showed it to have been used by the Italian Army at their tank school prior to it being returned to the U.S. in the early 1980's. Also located at the park is an old Santa Fe railroad caboose.

After a short time in Barstow, it was time to get on northbound I-15 for the two hour drive to Las Vegas. Most people go to Las Vegas for the gambling, shows, and food. That's really never been for me. I go to Las Vegas to see tanks and shoot historic firearms. And where do I go to do this? Well, that would be "Battlefield Vegas".

Located less than a mile north of the famous Las Vegas "Strip", Battlefield Vegas(www.battlefieldvegas.com) opened nearly 8 years ago and is an indoor gun range first and foremost with over a 1,000 different weapons for visitors to choose from for their shooting pleasure. Weapons dating from the beginning of the 20th century up to the present are well represented. Most of the weapons are full-auto. Along with the indoor range, Battlefield Vegas offers a desert site about 45 minutes outside of Las Vegas where guests can drive vehicles and fire small arms. Those who are so inclined can also purchase packages that allow them to fire a 155mm howitzer or the 105mm main gun of a M60A1 main battle tank(MBT).

The main vehicle yard for Battlefield Vegas is located at their main site and is the home to over 40 armored vehicles and many soft-skin vehicles as well. A large fleet of HMMWV's are available to pick guests up from their hotels and bring them to the range. They're also used to take guests back to their hotels. Included in the armored vehicle fleet are 2 Sherman tanks, including a M4A3 Sherman that has been confirmed as being used in the Battle of Iwo Jima, 6 ex-Belgian Leopard 1A5BE MBT's and numerous M113 series armored personnel carriers. Just two days prior to my arrival, they had received the first 3 of 15 ex-Israeli M113 APC's. All will be fully operational and available for guest to drive. The collection has various trucks and jeeps along with towed artillery as well.

While I didn't partake in any activities at their desert location due to time constraints, I did get some weapons time at the indoor range. With so many pieces to choose from, its always tough to make a decision. I finally decided on a Soviet World War Two era PPSH-41 sub machine gun; a German World War Two era StG-44 assault rifle; and a German World War Two era MG-42 machine gun. Once I made my weapons choice, I was met by my range staff member who gave me a safety briefing and then proceeded to take me into the range with my chosen weapons. Of special note, nearly all of the staff members at Battlefield Vegas are veterans. Once inside the range, we went to an open stall and after a further briefing on operating each weapon, I proceeded to shoot.

After I was done shooting, it was time for me to continue on the road for another 4 hours to Flagstaff, Arizona for the night. A cold beer and a shower ended day one of this road trip to Alabama.



Barstow M47: Located at Centennial Park in Barstow, this M47 Patton was used by the Italian Army

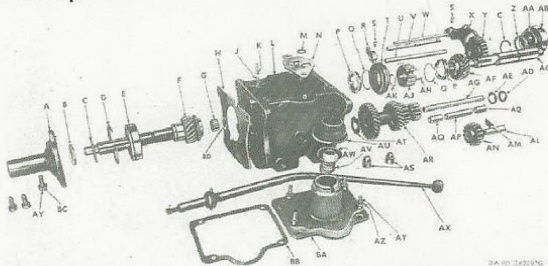
Seen here are the first 3 of 15 ex-Israeli M113 APC's that Battlefield Vegas has purchased. The rest are due in by the end of August.



Visit our website: www.mvccnews.net & www.facebook.com/MVCCAMPETALUMA

Dc Truck parts

541-772-8992



Dave Cirillo

dctruckparts@msn.com



Prices for running a business card is \$70 a year. That gets you a business card in 12 monthly newsletters that reaches 500 Military Vehicle Collectors of California Members. Contact our newsletter MVCC Secretary for more information and prices. You can also do a 1/4th page, 1/2 page or full page ad. You can reach the MVCC Secretary at istanbull@sbcglobal.net

Online Assistance • g503.com/forums

- Plug Gap .030"
- Points Gap .020"
- Timing 5° BTC
- Tappet Clearance .014"
- Firing Order 1-3-4-2
- Head Bolt Torque 65-75 ft lbs
- Head Nut Torque 60-65 ft lbs
- Tire Pressure 30 lbs



Ron Fitzpatrick
JEEP PARTS
800-600-JEEP

1022 Newland Road
Central Point, OR 97502 USA

US: 800-600-JEEP (5337)
INTL: 541-830-3030
FAX: 541-830-5337
g503.com/parts



RON FITZPATRICK
ron@g503.com
sales@g503.com

Phone Assistance • 541-830-3030



Military Vehicle Preservation Association

History In Motion

Since 1976 the Military Vehicle Preservation Association's mission is to provide an international organization for military vehicle enthusiasts, historians, preservationists and collectors interested in the acquisition, restoration, preservation, safe operation, public education and display of historic military transport.

All membership types include all MVPA Periodicals

U.S.A. MEMBERSHIPS

- Second Class Postage - \$50.00
- First Class Postage - \$75.00

MEMBERSHIPS OUTSIDE THE U.S.A.

- Canada Economy Air - \$60.00
- International Economy Air - \$70.00

OUTREACH SPONSORSHIP

- To US Organization or School
- Second Class Postage - \$50.00

Electronic Membership

- Worldwide E-Membership - \$35.00
- (Does not receive Printed Publications)

MVPA Recruiting Member _____ Membership Number: _____

Name of Applicant _____

Address _____

City _____ State _____ Zip _____

Telephone _____ E-mail Address _____


16 Digit Credit Card # _____

Exp. date _____ / _____ Signature _____

Complete this application and mail with a check or money order (on a U.S. bank in U.S. funds) to the address below.

MVPA ★ PO Box 520378 ★ Independence, MO 64052

Phone: (800) 365-5798 ★ E-mail: hq@mvpa.org ★ Fax: (816) 833-5115



Visit our website: www.mvccnews.net & www.facebook.com/MVCCAMPETALUMA

Military Vehicle Collectors of California Merchandise 2019



2019 MVCC Camp Plymouth

Tshirt. This year we chose A
Desert Storm Theme, Olive Drab and Tan Tshirts
 Size: S,M,L,XL - \$20 each
 Size: XXL, XXXL - \$22 each

Zip Up Hoodie Sweaters, Limited Edition, ONLY 21 Made!

Sizes: S,M, L, XL - \$55 each
 Sizes: XXL, XXXL - \$60 each
 (Olive Drab Color)

Limited Quantities, Call Don Gomes for pre-orders
 (209)765-1273

Everything will be for sale at Camp Plymouth 2019! Come by and check out the MVCC HQ Store/Trailer for more items!!!!!!

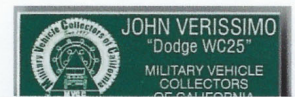


40th Anniversary
 MVCC Patch 4
 inch
 \$3 each



25th Anniversary
 MVCC 4 inch
 patch
 \$4 each


Custom MVCC Name Badge
 \$10 each shipped to you!



MVCC Patch
 3 ½ inch
 \$3 each



MVCC Magnate
 3 inch
 \$2 each



MVCC Sticker
 3 inch
 \$2 each




MVCC
Sticker
 2 inch
 \$1 each



MVCC Antenna
Flag
 Custom Made!
 \$25 each



MVCC
Hats!
 \$20 each!



2019 Camp
Plymouth
 Artwork Metal
 Sign.
 11.5 X 14.5 size
 \$25 each

How to purchase: You can email or call your order in to Don Gomes(209)765-1273. He will let you know if its in stock and give you a shipping quote. **How to pay:** Check or Money order. The club is working on getting a paypal account but its not ready yet. **Shipping:** Average shipping is \$6.99 but if it's a really small order it can be less or if it's a large order it might be more, out of country is more. **Ships from Gustine, Ca.** Email at istanbull@sbcglobal.net Any questions please ask! WE also have a few previous years event tshirts and other stuff like coffee mugs etc. **Mail payment to MVCC Treasurer, Christina Verissimo, 850 Elm Ave, Gustine, Ca. 95322**

UPCOMING EVENTS



April 14-19, 2021 Military Vehicle Collectors of California Annual Spring Swapmeet, Campout and Military Vehicle Rally. Held at our new location in Plymouth CA at the **49er Village RV resort and Amador County Fairgrounds.**

No vendor or visitor fee except camping fee.

Lots of free parking for day use. Contact: MVCC Wagonmistress, Joann Lesser

408-238-8277 or 408-440-6068 email

May 22-24, 2021. Best of the West Antique Equipment Show, Santa Margarita Ranch, Santa Margarita, CA.

Between San Luis Obispo and Atascadero. Registration website: bestofthewestshow.com

contact Erik Terberg at 951-529-2301

or email eterberg@hotmail.com

June 18, & 19th 2021 Eagle Field Dinner Dance and Fly In & MV Rally

Eagle Field, 11100 W Eagle Ave, Firebaugh, CA 93622

POC is Chris Thomas (559)871-6507

~~**September 15-19 2020** Fall Camp Plymouth at the 49er and Amador County Fairgrounds. Second largest swapmeet and military vehicle show in the west. Come out find parts or a new winter project. POC: Joann Lesser, MVCC Wagon Mistress 408-238-8277 or mvcccampmistress@yahoo.com~~

Sept. 30 through Oct. 4 2020 SCMVCC Fall Rally

****New This Year!!** Lytle Creek, Bonita Rancho Campground call Richard Johnson to make reservation

619-993-5284

~~**October 3, 4 2020 California Capital Airshow**~~

~~Sacramento County's Mather Airport~~

~~CaliforniaCapitalAirshow.com~~

~~POC Dave Porter 530-677-5115~~

October 10 - 11 2020 Military Vehicle Demonstration

Weekend at the American Armory Museum. Saturday: Car Show/military swap meet, Sunday: Civilian & Military Swap Meet. Please look at the flyer on page 21.

4144 Abernathy Road, Fairfield, Ca.

POC American Armory Museum (707)389-6846

November 8, 2020 Mayor's Salute to Veterans Day Parade, Fisherman's Warf, San Francisco. The parade will be a WWII 75th Commemoration.

Staging starts at 0900, parade step off at 1100.

POC: Andy 510-832-4322

November 11, 2020 San Jose Veterans Day Parade

Step off at 10:30am near the sharks tank.

POC Kurt Lesser 408-238-8277

November 11, 2020 Petaluma's Veteran's Parade

Petaluma, Ca. POC: Scott Rohrs (415) 259 8177

November 11, 2020 Gustine's Veterans Day Parade

Downtown Gustine. 10AM

POC Don Gomes (209)876-1273

November 11th, 2020 Veterans Day MV Display, Veterans Memorial Building 400 Hartz Ave, Danville CA from 0900-1700.

POC Andy Shyers 510-832-4322

(Note: Event subject to 11/11/20 COVID rules)

**PLEASE SEND ALL UPCOMING EVENTS
TO OUR EDITOR JOHNNY VERISSIMO**

AT

ISTANBULL@SBCGLOBAL.NET

MVCC Eagle Field Event
By Dan McCluskey

I left Thursday, June 18 to drive my 1952 GMC 2 ½ Ton Deuce with my brother in law, Mike Grose to attend the MVCC Eagle Field event in Firebaugh, California. It was 257 miles driving 55 mph and took about 6 hours with a couple of stops.

Many thanks to Joe Davis who owns Eagle Field for welcoming the MVCC members' only and their guests to enjoy the weekend. It was great seeing one of our SCMVCC members' Kim Sabot attending the event. Thanks for driving up!!

There were 130 people driving their 36 military vehicles to join all the other military vehicles and 3 planes that flew into Eagle Field. There was lots of space to drive and visit including the free Friday night BBQ, a Mission Rally Code Breaking Run with 10 winners and prizes!

A new Tiki Bar and Lounge in the Quonset Hut was christened by everyone, Saturday Night BBQ, MVCC Booth, MVCC Board Meeting and MVCC Membership Meeting.

I had the pleasure of meeting Chris Thomas, MVCC President and he invited me to attend the MVCC Board Meeting. I gave a brief presentation on the postponement of the 2020 Northwest Parks Convoy and talked about the 2021 Yellowstone Trail Convoy. I invited everyone to attend the SCMVCC Fall Rally in Lytle Creek and several members were interested.

At the MVCC Membership Meeting I gave a similar presentation on the convoys and invited everyone to the SCMVCC Fall Rally with several members being interested.

There were 2 vintage fire trucks in action and demonstrated their water cannons for all the kids and grown-ups to enjoy (it was in the upper 90's each day).

Moms and Pops Mexican food was available all-day Friday and Saturday with plenty of beverages and room in the hanger.

It was a great event, meeting new members and catching up with longtime friends. Many thanks to Chris Thomas for putting the event together and to everyone who helped along with following the Covid-19 rules and regulations.

Many thanks for the great photos' courtesy of Johnny Verissimo, MVCC Secretary and Glen Closson, MVCC member.

After enjoying an amazing weekend and a delicious breakfast Sunday morning, we were heading for home and 15 miles away, all of a sudden, the Deuce died and would not restart.

I called Chris Thomas, MVCC President who was still at Eagle Field and he came to my rescue towing me back to Eagle Field where I replaced all the parts in the distributor with many members offering their help and support. It still wouldn't start.

At 1:45 in the afternoon, I called Janine and asked her to come pick us up. She arrived at 6:00 p.m. and we headed back to Simi Valley with a stop at In and Out for burgers and a break. Got home about 10:30 and went to bed.

Bright and early Monday, June 22nd, Mike and I picked up and hooked up my 32-foot Big Tex flat trailer and drove back up to Eagle Field. We winched the Deuce onto the trailer and headed back to Simi Valley.

It might take a bit of trouble shooting to find the problem or problems and I'll give you posted with updates in the next newsletter.

WAGON MISTRESS JOANN LESSER

Nothing to report



Kurt Lesser, (South Bay VP) Divisions 408,669,650

408-238-8277 papakb@yahoo.com

Nothing to report

MILITARY VEHICLE DEMONSTRATION WEEKEND




OCTOBER 10 & 11 "Rain Date" 17 & 18

Saturday: Car Show/ Military Swap Meet

Sunday: Civilian & Military Swap Meet

Time: 8:00 am- Set up / 9:30- General Public



- Military vehicle demonstrations
- Military vehicle rides for members
- Membership available on site
- Living history displays
- Car crush daily at 1:00pm
- Food available
- Trophies for show participants
- Cruise out @ 3:00 pm to Mankas Corner

4144 Abernathy Road, Fairfield, CA 94534

AmericanArmoryMuseum.org ★ Facebook ★ (707) 389-6846

Admission \$10.00 - Military & Kids Under 10 Free

SPACE LIMITED. Register in advance with form below. \$20 per day. Military vehicle or swap participants planned for two days may set up in advance on Friday. Camping and RV space available for any participants. (Note: No septic or power for RVs on site).

- Car show: \$20
(Saturday only)
- Military Swap \$40
(Two days)
- Non-military Swap: \$20
(Sunday only)

PLEASE MAKE CHECK PAYABLE TO: American Armory Museum
Phone: (707) 389-6846

Name _____

Address _____

City/State/Zip _____

Phone () _____

Email _____

Year _____ Make _____ Model _____



Visit our website: www.mvccnews.net & www.facebook.com/MVCCAMPETALUMA



Military Vehicle Collectors of California
*Dedicated to the acquisition, restoration, preservation, safe operation,
 Public education and display of historic military transport*

WE WANT YOU
TO JOIN / RENEW
YOUR
MVCC
MEMBERSHIP!



INVOICE

Life Members should disregard this notice. THANK YOU for your support! If you have already renewed, THANK YOU!
please check the date code on your newsletter mailing label and membership card.

Please enter an e-mail address for possible future methods of communication. If you list MVs or related hobby interest, it will show up on membership lists the MVCC Officers receive. Sometimes we want to contact members with certain MVs about displays or movie work. Note that you may opt-out of having contact or hobby information published in the next Member Directory booklet.

This is your application. Separate it from the newsletter, fill it out, and fold it put it in an envelope with your check inside, apply postage, and mail it. Simple!

* = required fields, please PRINT

*Name MVPA #if applicable

*Address 1

Address 2

*City, State, ZIP Country

Home phone Cell phone

E-mail address

I DO / DO NOT want my contact information in the Directory (circle one)

List military vehicles you own (year, make, model) and/or related hobby for the next Directory. Help those with similar interests find you. Use separate sheet if necessary.

MEMBERSHIP (check one) (Term is 1 full year!)

\$40 Regular Member newsletter mailed

\$90 Regular Member for three years Newsletter Mailed

\$30 Regular member newsletter Online

\$70 Business Member (includes one, 2"x 3.5" ad in each newsletter (business card). A Business Member may also hold another class of Membership

\$65 Regular membership newsletter Online for 3 years

ASSOCIATE MEMBERS (spouse or significant other, and/or children under 18). Includes membership card. Only spouse has voting rights.

One newsletter delivered per household

Associates @ \$5.00 each per year, Membership Badge \$10 Each.

Replacement badges \$ \$10 EACH Amount enclosed _____

Print Associate Name Relationship to Member

*I DO / DO NOT want my MVs or hobby interests listed in the next Directory (circle one)

Christina Verissimo, c/o MVCC Treasurer,
 850 Elm Street Gustine, Ca 95322
 Make checks payable to the MVCC